

# Cheshire East Local Plan

## Site Allocations and Development Policies Document

### Nationally Described Space Standards Justification Paper

#### 1. Introduction

- 1.1 The National Planning Policy Framework asks local authorities to consider the mix of housing required to meet local need, including an assessment of the number of homes required of different sizes, types and tenures (¶61).
- 1.2 Following a ministerial statement issued in March 2015, an approach for the setting of technical housing standards in England was introduced that allowed local planning authorities to apply additional access and water efficiency standards through local plan policies, alongside an optional nationally described internal space standard.
- 1.3 The council has considered its approach to the introduction of optional technical housing standards for inclusion in the Site Allocations and Development Policies document (“SADPD”) as follows:
  - the Residential Mix Study (2019) [ED 49] considers technical standards for accessibility and wheelchair housing standards;
  - for water efficiency, the council is not intending to implement the tighter optional requirement for water efficiency standards of 110 litres/person/day in the SADPD. The borough does not fall in an area of ‘serious’ water company stress classification.
- 1.4 The purpose of this paper is to examine whether it is necessary for the optional Nationally Described Space Standard (“NDSS”) to be applied in the borough. Standards for internal space are set out in within the ‘Technical Housing Standards – nationally described space standard’ document (Ministry of Housing, Communities and Local Government March 2015, as amended in May 2016). The NDSS sets out minimum requirements for:
  - gross internal area (“GIA”) for each dwelling type (based on a combination of bedspaces and number of storeys);
  - floor space and bedroom type;
  - widths of each bedroom type;
  - floor to ceiling height; and
  - storage.
- 1.5 Local planning authorities that wish to implement the requirement for the NDSS can only do so by a specific policy reference in an adopted local plan. NDSS are then applied via conditions attached to planning approvals. The NDSS does not form part of the Building Regulations: the local authority is responsible for compliance and any enforcement action once the local plan

policy requirement is established and the NDSS implemented. This is different to the additional access and water efficiency standards that form part of the Building Regulations.

- 1.6 In line with National Planning Practice Guidance (“NPPG”) local planning authorities must gather evidence to determine whether there is a need for additional standards in their area, and justify setting appropriate policies in their local plans. In order to determine the need for internal space standards, national guidance advises that local planning authorities should take account of the following areas:
- need – evidence should be provided on the size and type of dwellings currently being built in the area, to ensure the impacts of adopting space standards can be properly assessed.
  - viability – the impact of adopting the space standard should be considered as part of a plan’s viability assessment.
  - timing – there may need to be a reasonable transitional period following adoption of a new policy on space standards to enable those parties involved in the development industry to factor the cost of space standards into future land acquisitions.
- 1.7 Adequate space is necessary for the health, social and economic wellbeing of everyone. A lack of space in a home can compromise basic lifestyle needs such as space to store possessions, play, relax, exercise, work and undertake hobbies. There is also a perception that many new build properties are not providing for adequate space. This needs to be balanced against the advantages of smaller homes as well, including, amongst others, their potential lower take-up of land area and consumption of building materials.
- 1.8 In its 2015 report on space standards<sup>1</sup>, the Royal Institute of British Architects (“RIBA”) notes that “The UK does not collect reliable data on the size of new homes.” This reflects the absence of National Statistics, central government or other official data on the floor area of new (or old) homes.
- 1.9 However, RIBA’s own research provides a guide, albeit at national and regional level, to the size of new build dwellings and how these compare to the NDSS. A 2011 RIBA study<sup>2</sup> collected data on a large sample of homes across a variety of sites and found that the area of 1-bedroom dwellings averaged 46sqm, while 3-bedroom properties averaged 88sqm.
- 1.10 For its 2015 report, RIBA updated this exercise, taking a random sample of over 100 development sites currently under construction by the country’s 10 largest housebuilders. It collected floor area data for these sites from planning papers published online by the local authorities in question. According to its results, the average new 3-bedroom dwelling in England was 91sqm – higher than the 88sq m figure recorded in 2011, but still 2sqm below the NDSS for 3-bedroom homes with 5 bed spaces and 2 storeys. For the North West region,

---

<sup>1</sup> Space standards for homes’, RIBA, December 2015.

<sup>2</sup> ‘The Case for Space: The Size of England’s New Homes’, RIBA, September 2011.

3-bedroom properties were slightly smaller still; 84sqm in 2011 and 87sqm in 2015.

## 2. Approach and methodology

- 2.1 National planning policy and guidance does not provide for a detailed methodology or criteria on what evidence is required to demonstrate the need for the application of NDSS. In the absence of this guidance, the council has analysed a number of sites with planning permission, as an indicator to determine whether there is a need for NDSS to be applied in the borough.
- 2.2 Planning permissions granted over the period 1 April 2015 to the 31 March 2019 were extracted from the council's housing database. A total of 135 schemes granted planning permission over that period have been examined to gauge how they performed against the criteria in the NDSS.
- 2.3 Submitted floor plans were used to measure the GIA, bedroom floorspace and width. These were then compared to the NDSS criteria. It was not possible to ascertain all measurements (GIA, bedroom floorspace and width) from every application, as highlighted in Table 1 below.

NDSS Area	The number of Planning Applications (out of the 135 sample) where information was available for measurement	Number of corresponding units surveyed
Gross Internal Area	133	1,136 (3,622 bedrooms)
Bedroom Width	125	3,510 bedrooms
Bedroom Floorspace	131	3,579 bedrooms

**Table 1: Number of Planning Applications and measurements taken**

- 2.4 The NDSS does not describe how bedroom 'width' should be measured. As such, this study used the bedroom's smallest dimension as the width. Importantly, it was not possible to measure the storage area for every site, or the ceiling height.
- 2.5 Differences between the measurements taken and the NDSS were expressed as a percentage above or below the NDSS dimension and categorised as follows:
- more than 10% above standard
  - up to 10% above standard (including cases where the measurement was exactly equal to the standard)
  - up to 10% below standard

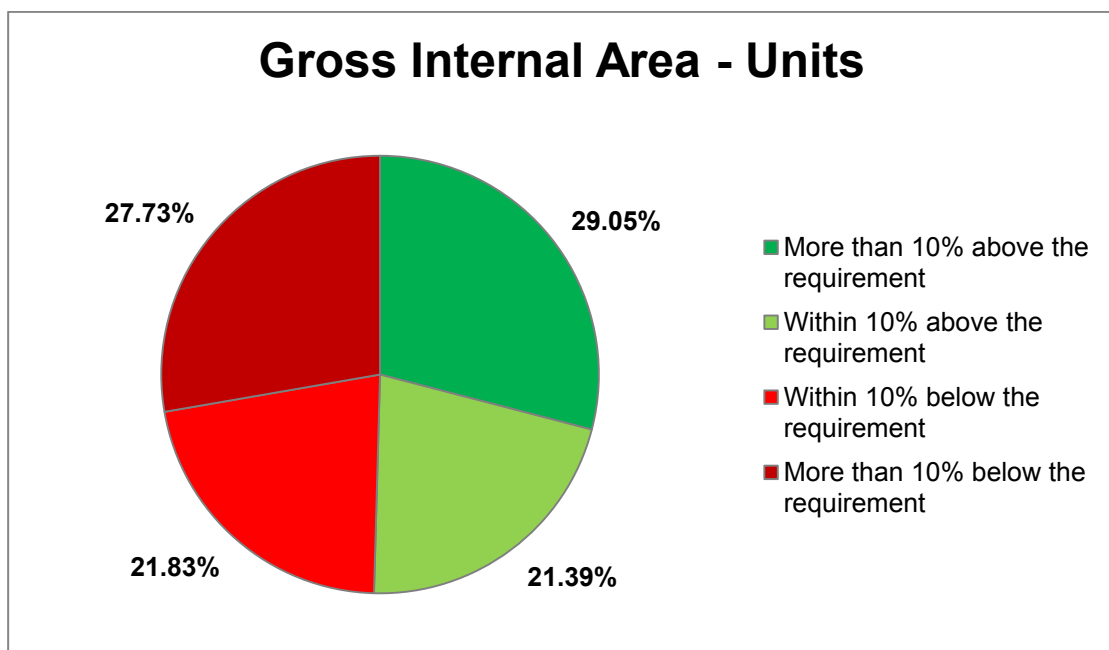
- more than 10% below the standard

2.6 This categorisation provides an easy to understand illustration of the performance of sites granted planning permission, in the borough, over the sample period.

### 3. The need for space standards

3.1 An extract of the measurements taken is presented in Appendix 1. All percentages quoted in the following sections of the report are rounded to the nearest percentage point. The underlying calculations are based on the unrounded data.

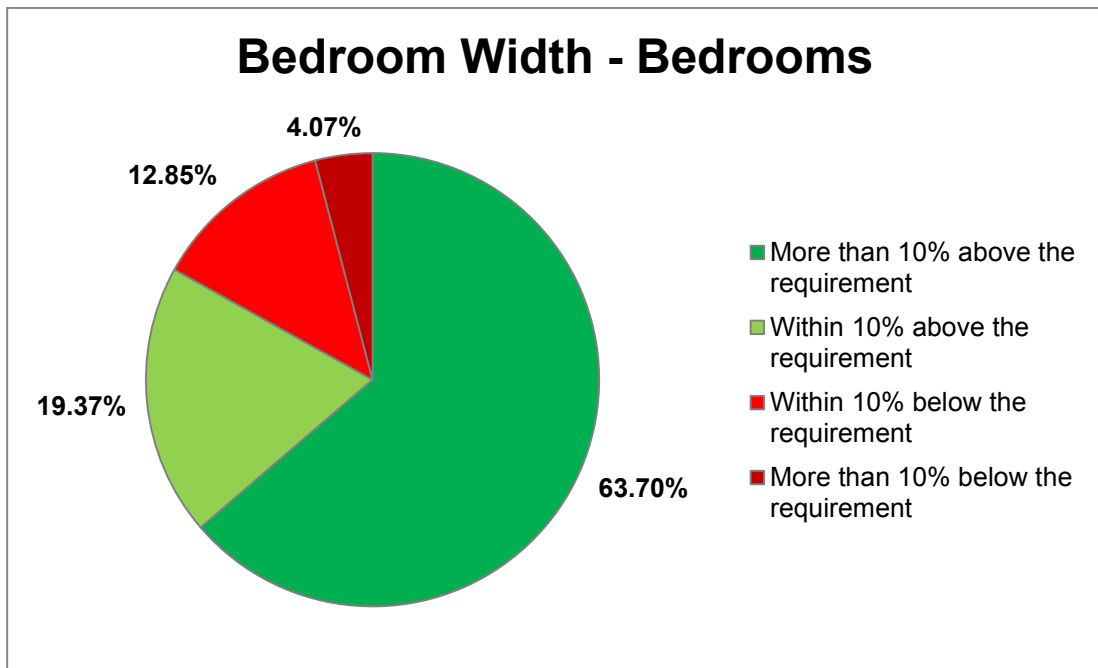
#### Gross Internal Area



**Figure 1: Results from gross internal area measurements**

3.2 In total, of the 1,136 units where measurements were able to be obtained, 28% fell within the category of 'more than 10% below' the NDSS requirement and 22% were 'up to 10% below standard'. 21% of the units measured were within the category of 'up to 10% above the standard' and 29% were 'more than 10% above the standard'. Figure 1 (above) shows that, of the 1,136 units measured, around 50% failed to meet the NDSS standards in respect of Gross Internal Area.

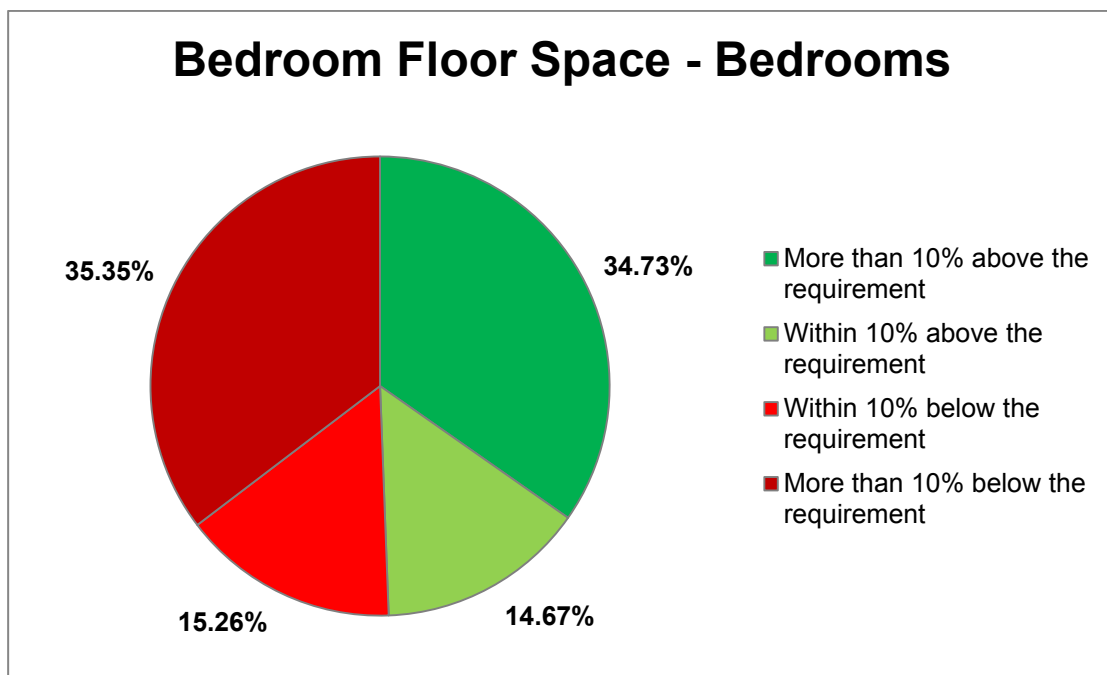
## Bedroom Width



**Figure 2: Results from bedroom width measurements**

- 3.3 Of the 3,510 bedrooms measured for bedroom width, 64% were 'more than 10% above the NDSS' and 19% were 'up to 10% above' the NDSS. The remaining 17% fell below the NDSS to varying extents. Figure 2 (above) shows that the majority of bedrooms measured exceeded the NDSS requirements in respect of their width.

## Bedroom Floorspace



**Figure 3: Results from bedroom floorspace measurements**

- 3.4 Of the 3,579 bedrooms measured, 35% were 'more than 10% below' the standard set out in the NDSS for bedroom floorspace. 15% were 'up to 10% below' the standard for bedroom floorspace. 35% were 'more than 10% above' the standard and 15% were 'up to 10% above' the standard. This information is presented in Figure 3 (above) shows that, 51% failed to meet the NDSS standards in respect of bedroom floor space.

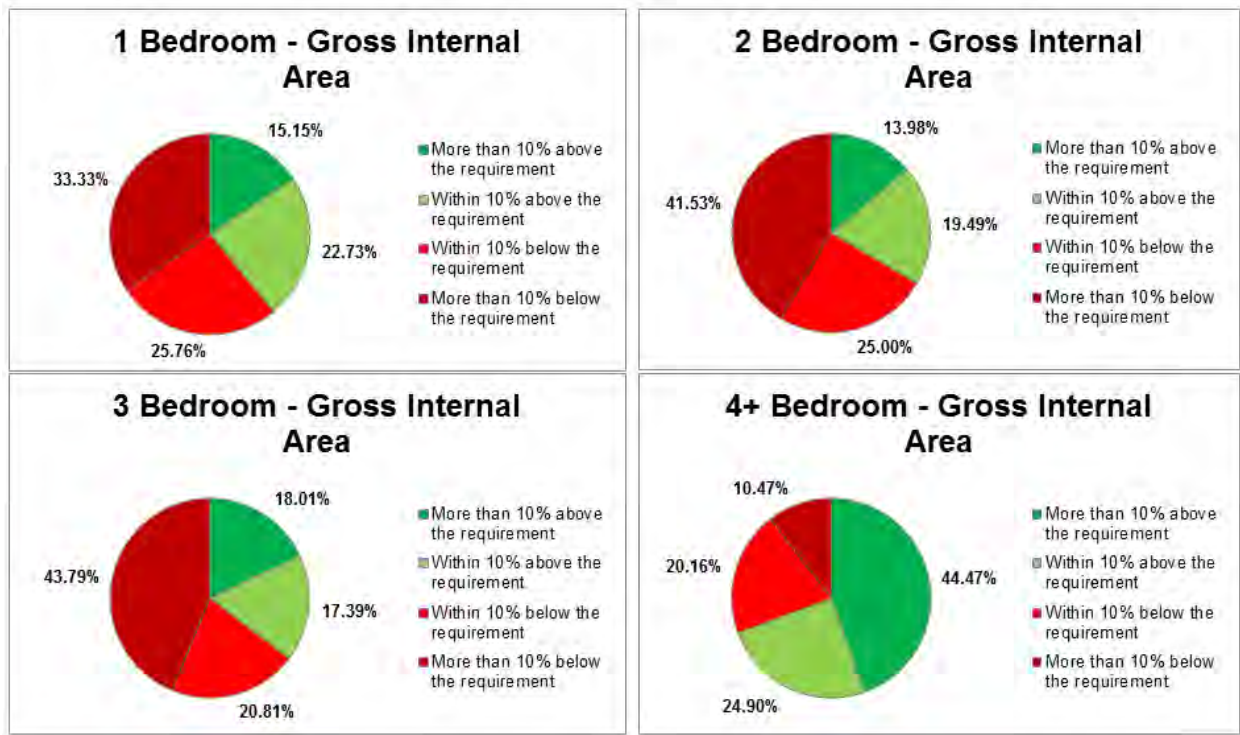
### **Initial conclusion.**

- 3.5 Initial analysis suggests that of the 1,136 dwellings measured, around 50% of dwellings were not compliant with the GIA requirements of the NDSS (see Figure 1).
- 3.6 As shown in Figure 3 (above), of the bedrooms measured, just over half fell below the NDSS for bedroom floorspace.
- 3.7 As highlighted in Figure 2 (above), a large proportion of the bedrooms measured for bedroom width exceeded the NDSS. Bedroom width showed the greatest level of compliance with the NDSS.
- 3.8 While these findings indicate that the majority of dwellings measured through this study met at least some of the assessed NDSS standards, there were a sizeable number of dwellings measured that did not meet all of these standards, particularly in respect of gross internal area and bedroom floorspace. A high proportion of dwellings (28%) were 'more than 10% below' the standard for GIA and an even greater proportion of bedrooms (35%) fell 'more than 10% below' the bedroom floorspace standard. There is likely to be

a proportion of occupiers who are willing to compromise on size in favour of factors such as cost and location, however the proportion of new dwellings failing to meet the standard suggests that there is a more widespread failing to provide dwellings of an adequate size. As such, the findings of this research indicate a need to adopt the standard.

- 3.9 It has also been possible to undertake further analysis of the extent to which the standard is met for particular types of properties (number of bedrooms):

## Number of bedrooms – GIA analysis



**Figure 4: Breakdown of gross internal area measurements by number of bedroom(s)**

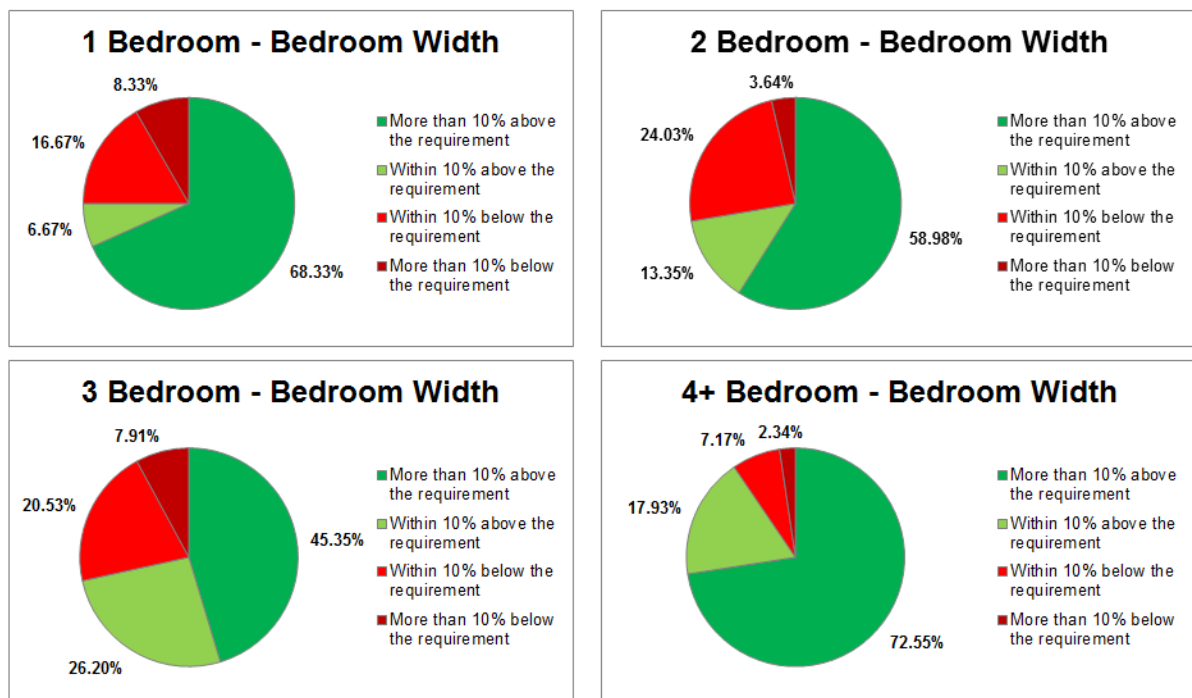
3.10 Looking at the gross internal area of units measured (broken down by bedroom size in Figure 4 above):

- for 1 bedroom properties, 59% of units measured **did not meet** the NDSS;
- for 2 bedroom properties, 67% of units measured **did not meet** the NDSS;
- for 3 bedroom properties, 65% of units measured **did not meet** the NDSS;
- for 4+ bedroom properties, 69% **met or exceeded** the NDSS

3.11 This suggests that the majority of 1, 2 & 3 bed properties did not meet the NDSS requirements for GIA. The same could not be suggested for 4 bed plus properties where a higher proportion (69%) met or exceeded the NDSS standards.



## Number of bedrooms – bedroom width analysis



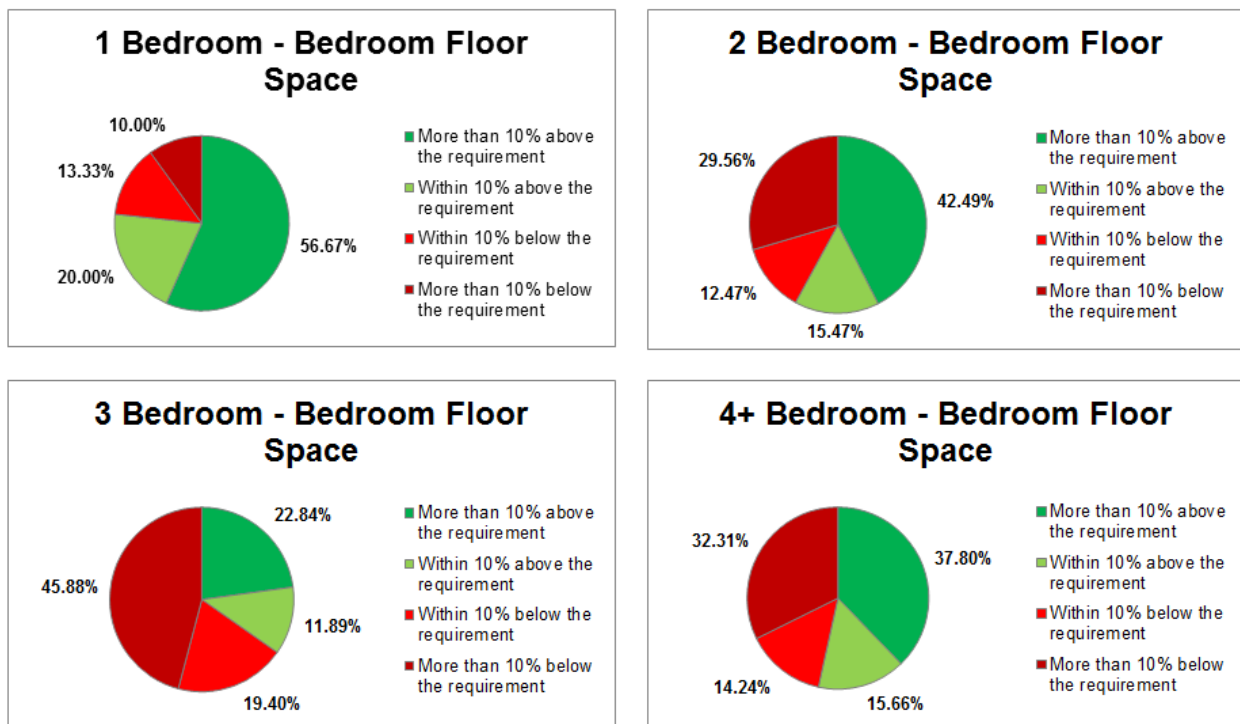
**Figure 5: breakdown of bedroom width measurements by number of bedroom(s)**

3.12 Looking at the width of bedrooms measured in Figure 5 above (broken down by number of bedrooms in Figure 5 above):

- for 1 bedroom properties, 75% of bedrooms measured **met or exceeded** the NDSS;
- for 2 bedroom properties, 72% of bedrooms measured **met or exceeded** the NDSS;
- for 3 bedroom properties, 72% of bedrooms measured **met or exceeded** the NDSS;
- for 4 plus bedroom properties, 90% of bedrooms measured **met or exceeded** the NDSS.

3.13 For the measurement of bedroom width, a high proportion of bedrooms, for all bedroom types, met or exceeded the NDSS, as highlighted in Figure 5 above.

## Number of bedrooms – bedroom floorspace analysis



**Figure 6: Breakdown of bedroom floorspace measurement by number of bedroom(s)**

3.14 Looking at the floorspace of bedrooms measured (broken down by number of bedrooms and highlighted in Figure 6 above), there is more of a mix of results:

- for 1 bedroom properties, 77% of bedrooms measured **met or exceeded** the NDSS and 23% of bedrooms did not meet the NDSS (10% by ‘more than 10% below’ the standard);
- for 2 bedroom properties, 58% of bedrooms measured **met or exceeded** the NDSS with 42% not meeting the NDSS (30% by ‘more than 10% below’ the standard);
- for 3 bedroom properties, 65% of bedrooms measured **did not meet the NDSS** (46% by ‘more than 10% below’ the standard) and 35% either met or exceeded the NDSS;
- for 4 plus bedroom properties, 53% of bedrooms measured **met or exceeded** the NDSS and 47% did not meet the NDSS (32% by ‘more than 10% below’ the standard).

## 4. The viability impact of introducing space standards

4.1 The council’s local plan Site Allocations and Development Policies Viability Assessment [ED 52] has assessed and considered policies contained within the Plan. As part of this assessment, the balance of contributions from developers, including the Community Infrastructure Levy, affordable housing,

other policy requirements and the cost of infrastructure and mitigation are considered. The modelling included in the viability assessment has included the NDSS and as such the financial implications and the impact on site typologies across the borough has been taken into consideration.

- 4.2 It is considered that the inclusion of the request for NDSS on new residential dwellings through policy HOU 6 (accessibility, space and wheelchair standards) in the SADPD would not impact, in general terms, the viability and deliverability of the overall strategy of the local plan.
- 4.3 Notwithstanding this, there are existing policy provisions, for example Local Plan Strategy policy SC 5 (point 7) (Affordable Homes) that can allow for the viability of schemes to be a key consideration in demonstrating the overall provision of affordable housing on a case by case basis.

## **5. Timing and the introduction of space standards**

- 5.1 The SADPD is not anticipated to be adopted until early 2022, following consultation and examination of the Plan through 2021. Policy HOU 6 (accessibility, space and wheelchair standards) includes reference to the provision of appropriate internal space standards for new dwellings, thereby setting a clear proposed direction of travel by the council. As such, by the time any policy is adopted, developers should be aware of the space standards, and of the council's intention to apply them. Furthermore, as the introduction of the standard is not predicted to have a significant impact on the viability of most developments, it should not have a significant impact on decisions that have already been made by land purchasers and developers. On this basis it is considered that there are no issues of timing that affect whether the council should adopt internal space standards through the SADPD.

## **6. Conclusion**

- 6.1 The analysis of measurements of a number of dwellings and comparing them to the NDSS does have its limitations, as the size of sampled sites may not exactly represent the borough's new build homes as a whole. The results from any sample will not be able to perfectly represent the exact dwelling and room dimensions of all dwellings constructed in the borough. However, the work undertaken does give a broad guide or illustration as to how new build properties in the borough compare to NDSS standards and to how compliance with these standards varies by dwelling size across the borough.
- 6.2 It is considered that the measurements collected provide sufficient evidence and the necessary justification to support the introduction of a policy requirement in the SADPD for homes to meet the nationally described space standards. It is not considered that, generally, the viability of housing development will be compromised and there is no need for a transition period. The analysis suggests that when looked at cumulatively, a large proportion of the schemes measured failed to meet the NDSS requirements – which should be properly described as minimum standards. In addition, there are particular

areas, for example, the GIA measurements for 1, 2 and 3 bedroom properties, where the majority of consented developments measured did not meet the NDSS requirements. The majority of 3 bedroom properties measured for bedroom floorspace against the NDSS also fell below the standard.

- 6.3 There are a large proportion of dwellings and bedrooms in the categories of GIA and bedroom floorspace that are 'more than 10% below' the standard, which suggests that a proportion of dwellings are nowhere near meeting the requirements of the NDSS.
- 6.4 This analysis supports the inclusion of a policy requirement for the introduction of the NDSS as set out within the Site Allocations and Development Policies, Revised Publication Draft at Policy HOU 6 (accessibility, space and wheelchair standards).

Appendix 1: NDSS Data Extract

Site Address	Planning Ref	Gross Internal Floor Space (SQM)			Bedroom Type	Bedroom Width			Bedroom Floor Space		
		GIA	Standard	% Diff Against NDSS		Width	Standard	% Diff Against NDSS	Floor Space	Standard	% Diff Against NDSS
BRIARWOOD, GOOSTREY LANE, CRANAGE, CW4 8HE	15/3311 C	283.9	128	122%	Master (Double)	5.6	2.8	104%	21.7	11.5	89%
					Bedroom 2 (Single)	3.1	2.2	44%	11.8	7.5	57%
					Bedroom 3 (Double)	4.2	2.6	65%	17.0	11.5	48%
					Bedroom 4 (Single)	2.8	2.2	28%	11.8	7.5	58%
					Bedroom 5 (Double)	3.1	2.6	21%	15.9	11.5	38%
Tall Ash Cottage, 93, BUXTON ROAD, CONGLETON, CHESHIRE, CW12 2DY	16/2476 C	134.1	97	38%	Master (Double)	2.5	2.75	-9%	15.8	11.5	37%
					Bedroom 2 (Single)	2.4	2.15	11%	11.8	7.5	57%
					Bedroom 3 (Single)	3.2	2.15	47%	11.2	7.5	49%
					Bedroom 4 (Single)	2.5	2.15	17%	10.1	7.5	35%
130, LAWTON ROAD, ALSAGER, ST7 2DE	17/3182 C	161.8	102	59%	Master (Double)	2.579	2.75	-6%	17.291	11.5	50%
					Bedroom 2 (Single)	3.83	2.15	78%	6.436	7.5	-14%

		161.8	102	59%	Bedroom 3 (Double)	3.07 6	2.55	21%	12.367	11.5	8%
					Bedroom 4 (Single)	2.08 2	2.15	-3%	6.838	7.5	-9%
					Master (Double)	2.57 9	2.75	-6%	17.291	11.5	50%
					Bedroom 2 (Single)	3.83	2.15	78%	6.436	7.5	-14%
					Bedroom 3 (Double)	3.07 6	2.55	21%	12.367	11.5	8%
					Bedroom 4 (Single)	2.08 2	2.15	-3%	6.838	7.5	-9%
Land Off, HILL CLOSE, BUNBURY	17/6119 N	178.02	124	44%	Master (Double)	3.84	2.75	40%	18.76	11.5	63%
					Bedroom 2 (Double)	3.25	2.55	27%	13.34	11.5	16%
					Bedroom 3 (Double)	3.27	2.55	28%	12.65	11.5	10%
					Bedroom 4 (Double)	2.46	2.55	-4%	9.4	11.5	-18%
		84.54	84	1%	Master (Double)	3.22	2.75	17%	11.04	11.5	-4%
					Bedroom 2 (Single)	2.46	2.15	14%	7.6	7.5	1%
					Bedroom 3 (Single)	2.15	2.15	0%	6.66	7.5	-11%
		70.82	70	1%	Master (Double)	3.58	2.75	30%	17.46	11.5	52%

			Bedroom 2 (Single)	2.38	2.15	11%	8.04	7.5	7%
54.43	58	-6%	Master (Double)	3.22	2.75	17%	11.53	11.5	0%
54.43	58	-6%	Master (Double)	3.22	2.75	17%	11.53	11.5	0%
84.54	84	1%	Master (Double)	3.22	2.75	17%	11.04	11.5	-4%
			Bedroom 2 (Single)	2.15	2.15	0%	6.66	7.5	-11%
			Bedroom 3 (Single)	2.46	2.15	14%	7.6	7.5	1%
178.02	124	44%	Master (Double)	3.84	2.75	40%	18.76	11.5	63%
			Bedroom 2 (Double)	3.25	2.55	27%	13.34	11.5	16%
			Bedroom 3 (Double)	3.27	2.55	28%	12.65	11.5	10%
			Bedroom 4 (Double)	2.46	2.55	-4%	9.4	11.5	-18%
234.39	128	83%	Master (Double)	4.29	2.75	56%	18.47	11.5	61%
			Bedroom 2 (Double)	3.25	2.55	27%	14.94	11.5	30%
			Bedroom 3 (Double)	3.14	2.55	23%	13.62	11.5	18%
			Bedroom 4 (Double)	2.76	2.55	8%	11.92	11.5	4%

				Bedroom 5 (Double)	2.46	2.55	-4%	8.95	11.5	-22%
				Master (Double)	4.29	2.75	56%	18.72	11.5	63%
				Bedroom 2 (Double)	3.35	2.55	31%	15.22	11.5	32%
				Bedroom 3 (Double)	3.27	2.55	28%	13.77	11.5	20%
				Bedroom 4 (Double)	3.37	2.55	32%	11.65	11.5	1%
				Bedroom 5 (Double)	2.64	2.55	4%	8.99	11.5	-22%
				Master (Double)	4.19	2.75	52%	18.2	11.5	58%
				Bedroom 2 (Double)	3.25	2.55	27%	14.14	11.5	23%
				Bedroom 3 (Double)	3.25	2.55	27%	14.14	11.5	23%
				Bedroom 4 (Double)	2.76	2.55	8%	11.92	11.5	4%
				Bedroom 5 (Double)	2.89	2.55	13%	11.5	11.5	0%
				Master (Double)	4.29	2.75	56%	18.47	11.5	61%
				Bedroom 2 (Double)	3.25	2.55	27%	14.94	11.5	30%
				Bedroom 3 (Double)	3.14	2.55	23%	13.62	11.5	18%
		236.34	128	85%						
		237.05	128	85%						
		234.39	128	83%						



			Bedroom 4 (Double)	2.76	2.55	8%	11.92	11.5	4%
			Bedroom 5 (Double)	2.46	2.55	-4%	8.95	11.5	-22%
232.44	128	82%	Master (Double)	3.7	2.75	35%	16.32	11.5	42%
			Bedroom 2 (Double)	3.4	2.55	33%	15.19	11.5	32%
			Bedroom 3 (Double)	3.35	2.55	31%	12.67	11.5	10%
			Bedroom 4 (Double)	2.99	2.55	17%	10.23	11.5	-11%
			Bedroom 5 (Double)	2.81	2.55	10%	10.46	11.5	-9%
140.78	86	64%	Master (Double)	3.83	2.75	39%	16.6	11.5	44%
			Bedroom 2 (Double)	2.74	2.55	7%	11.78	11.5	2%
			Bedroom 3 (Single)	2.56	2.15	19%	8.84	7.5	18%
142.44	86	66%	Master (Double)	3.96	2.75	44%	16.18	11.5	41%
			Bedroom 2 (Double)	2.81	2.55	10%	9.59	11.5	-17%
			Bedroom 3 (Single)	2.56	2.15	19%	9.71	7.5	29%
178.02	124	44%	Master (Double)	3.83	2.75	39%	18.75	11.5	63%

					Bedroom 2 (Double)	3.25	2.55	27%	13.34	11.5	16%
					Bedroom 3 (Double)	3.27	2.55	28%	12.65	11.5	10%
					Bedroom 4 (Double)	2.46	2.55	-4%	9.4	11.5	-18%
LAND REAR OF 74 LAWTON STREET CONGLETON	16/3848 C	52.935	70	-24%	Bedroom 1 (Double)	2.99 7	2.75	9%	10.534	11.5	-8%
					Bedroom 2 (Single)	2.45 6	2.15	14%	5.867	11.5	-49%
		52.935	70	-24%	Bedroom 1 (Double)	2.99 7	2.75	9%	10.534	11.5	-8%
					Bedroom 2 (Single)	2.45 6	2.15	14%	5.867	7.5	-22%
	53.148	70	-24%	Bedroom 1 (Double)	2.99 7	2.75	9%	10.534	11.5	-8%	
				Bedroom 2 (Single)	2.45 6	2.15	14%	5.867	7.5	-22%	
	53.148	70	-24%	Bedroom 1 (Double)	2.99 7	2.75	9%	10.534	11.5	-8%	
				Bedroom 2 (Single)	2.45 6	2.15	14%	5.897	7.5	-21%	
Tall Ash Cottage, 93, BUXTON ROAD, CONGLETON, CHESHIRE,	14/5076 C	115.622	115	1%	Bedroom 1 (Double)	2.86 8	2.75	4%	9.238	11.5	-20%
					Bedroom 2 (Double)	3.45 2	2.55	35%	12.63	11.5	10%
					Bedroom 3 (Double)	2.74 1	2.55	7%	11.551	11.5	0%

CW12 2DY					Bedroom 4 (Single)	2.24 2	2.15	4%	5.668	7.5	-24%
					Bedroom 1 (Double)	2.86 8	2.75	4%	9.238	11.5	-20%
		115.622	115	1%	Bedroom 2 (Double)	3.45 2	2.55	35%	12.63	11.5	10%
					Bedroom 3 (Double)	2.74 1	2.55	7%	11.551	11.5	0%
					Bedroom 4 (Single)	2.24 2	2.15	4%	5.668	7.5	-24%
Manor Way Centre, MANOR WAY, CREWE, CW2 6JS	17/1477 N	84.28	93	-9%	Bedroom 1 (Double)	2.82 2	2.75	3%	10.363	11.5	-10%
					Bedroom 2 (Double)	2.83 9	2.55	11%	8.478	11.5	-26%
					Bedroom 3 (Single)	2	2.15	-7%	6	7.5	-20%
		84.28	93	-9%	Bedroom 1 (Double)	2.82 2	2.75	3%	10.363	11.5	-10%
					Bedroom 2 (Double)	2.83 9	2.55	11%	8.478	11.5	-26%
					Bedroom 3 (Single)	2	2.15	-7%	6	7.5	-20%
		84.28	93	-9%	Bedroom 1 (Double)	2.82 2	2.75	3%	10.363	11.5	-10%
					Bedroom 2 (Double)	2.83 9	2.55	11%	8.478	11.5	-26%
					Bedroom 3 (Single)	2	2.15	-7%	6	7.5	-20%

		84.39	93	-9%	Bedroom 1 (Double)	3.44 1	2.75	25%	10.765	11.5	-6%
					Bedroom 2 (Double)	2.82 2	2.55	11%	10.996	11.5	-4%
					Bedroom 3 (Single)	2.01 7	2.15	-6%	2.84	7.5	-62%
		84.39	93	-9%	Bedroom 1 (Double)	3.44 1	2.75	25%	10.765	11.5	-6%
					Bedroom 2 (Double)	2.82 2	2.55	11%	10.996	11.5	-4%
					Bedroom 3 (Single)	2.01 7	2.15	-6%	2.84	7.5	-62%
		84.39	93	-9%	Bedroom 1 (Double)	3.44 1	2.75	25%	10.765	11.5	-6%
					Bedroom 2 (Double)	2.82 2	2.55	11%	10.996	11.5	-4%
					Bedroom 3 (Single)	2.01 7	2.15	-6%	2.84	7.5	-62%
		84.39	93	-9%	Bedroom 1 (Double)	3.44 1	2.75	25%	10.765	11.5	-6%
					Bedroom 2 (Double)	2.82 2	2.55	11%	10.996	11.5	-4%
					Bedroom 3 (Single)	2.01 7	2.15	-6%	2.84	7.5	-62%
84.39	93	-9%	Bedroom 1 (Double)	3.44 1	2.75	25%	10.765	11.5	-6%		
			Bedroom 2 (Double)	2.82 2	2.55	11%	10.996	11.5	-4%		

			Bedroom 3 (Single)	2.01 7	2.15	-6%	2.84	7.5	-62%
84.39	93	-9%	Bedroom 1 (Double)	3.44 1	2.75	25%	10.765	11.5	-6%
			Bedroom 2 (Double)	2.82 2	2.55	11%	10.996	11.5	-4%
			Bedroom 3 (Single)	2.01 7	2.15	-6%	2.84	7.5	-62%
83.92	93	-10%	Bedroom 1 (Double)	3.56 2	2.75	30%	13.037	11.5	13%
			Bedroom 2 (Double)	2.61 4	2.55	3%	7.664	11.5	-33%
			Bedroom 3 (Single)	2.17 4	2.15	1%	6.327	7.5	-16%
83.92	93	-10%	Bedroom 1 (Double)	3.56 2	2.75	30%	13.037	11.5	13%
			Bedroom 2 (Double)	2.61 4	2.55	3%	7.664	11.5	-33%
			Bedroom 3 (Single)	2.17 4	2.15	1%	6.327	7.5	-16%
83.92	93	-10%	Bedroom 1 (Double)	3.56 2	2.75	30%	13.037	11.5	13%
			Bedroom 2 (Double)	2.61 4	2.55	3%	7.664	11.5	-33%
			Bedroom 3 (Single)	2.17 4	2.15	1%	6.327	7.5	-16%
83.92	93	-10%	Bedroom 1 (Double)	3.56 2	2.75	30%	13.037	11.5	13%

		81.64	93		Bedroom 2 (Double)	2.61 4	2.55	3%	7.664	11.5	-33%
					Bedroom 3 (Single)	2.17 4	2.15	1%	6.327	7.5	-16%
				-12%	Bedroom 1 (Double)	2.75 4	2.75	0%	10.278	11.5	-11%
					Bedroom 2 (Double)	3.05 9	2.55	20%	9.143	11.5	-20%
					Bedroom 3 (Single)	2.72	2.15	27%	4.607	7.5	-39%
4, ASHFIELD DRIVE, MACCLESFIELD, SK10 3DQ	15/1769 M	212.788	124	72%	Master Bedroom (Double)	4.65	2.75	69%	23.25	11.5	102%
					Bedroom 2 (Double)	2.84 9	2.15	33%	13.73	11.5	19%
					Bedroom 3 (Double)	3.96 4	2.15	84%	15.96	11.5	39%
					Bedroom 4 (Double)	3.36 6	2.15	57%	24.686	11.5	115%
Croxton bank, 36, CROXTON LANE, MIDDLEWICH, CHESHIRE, CW10 9EZ	16/5145 C	43.6644	58	-25%	Bedroom 1 (Double)	2.54 5	2.75	-7%	11.277	11.5	-2%
		43.6644	58	-25%	Bedroom 1 (Double)	2.54 5	2.75	-7%	11.277	11.5	-2%
		43.6644	58	-25%	Bedroom 1 (Double)	2.54 5	2.75	-7%	11.277	11.5	-2%
		43.6644	58	-25%	Bedroom 1 (Double)	2.54 5	2.75	-7%	11.277	11.5	-2%

		64.2889	79	-19%	Bedroom 1 (Double)	2.53 4	2.75	-8%	10.018	11.5	-13%
					Bedroom 2 (Double)	2.48 4	2.55	-3%	9.827	11.5	-15%
		64.2889	79	-19%	Bedroom 1 (Double)	2.53 4	2.75	-8%	10.018	11.5	-13%
					Bedroom 2 (Double)	2.48 4	2.55	-3%	9.827	11.5	-15%
		64.2889	79	-19%	Bedroom 1 (Double)	2.53 4	2.75	-8%	10.018	11.5	-13%
					Bedroom 2 (Double)	2.48 4	2.55	-3%	9.827	11.5	-15%
		64.2889	79	-19%	Bedroom 1 (Double)	2.53 4	2.75	-8%	10.018	11.5	-13%
					Bedroom 2 (Double)	2.48 4	2.55	-3%	9.827	11.5	-15%
		69.6773	84	-17%	Bedroom 1 (Double)	2.65 7	2.75	-3%	10.423	11.5	-9%
					Bedroom 2 (Single)	2.10 7	2.15	-2%	6.94	7.5	-7%
					Bedroom 3 (Single)	2.06 5	2.15	-4%	5.575	7.5	-26%
		69.6773	84	-17%	Bedroom 1 (Double)	2.65 7	2.75	-3%	10.423	11.5	-9%
Bedroom 2 (Single)	2.10 7				2.15	-2%	6.94	7.5	-7%		
Bedroom 3 (Single)	2.06 5				2.15	-4%	5.575	7.5	-26%		

	90.5805	93	-3%	Bedroom 1 (Double)	3.37 8	2.75	23%	12.32	11.5	7%
				Bedroom 2 (Double)	2.87 1	2.55	13%	9.675	11.5	-16%
				Bedroom 3 (Single)	2.58 4	2.15	20%	7.214	7.5	-4%
	90.5805	93	-3%	Bedroom 1 (Double)	3.37 8	2.75	23%	12.32	11.5	7%
				Bedroom 2 (Double)	2.87 1	2.55	13%	9.675	11.5	-16%
				Bedroom 3 (Single)	2.58 4	2.15	20%	7.214	7.5	-4%
	90.5805	93	-3%	Bedroom 1 (Double)	3.37 8	2.75	23%	12.32	11.5	7%
				Bedroom 2 (Double)	2.87 1	2.55	13%	9.675	11.5	-16%
				Bedroom 3 (Single)	2.58 4	2.15	20%	7.214	7.5	-4%
	119.1946	124	-4%	Bedroom 1 (Double)	4.52 4	2.75	65%	14.071	11.5	22%
				Bedroom 2 (Double)	3.21 9	2.55	26%	10.581	11.5	-8%
				Bedroom 3 (Double)	3.31 2	2.55	30%	11.121	11.5	-3%
Bedroom 4 (Double)				2.38 9	2.55	-6%	8.501	11.5	-26%	
119.1946	124	-4%	Bedroom 1 (Double)	4.52 4	2.75	65%	14.071	11.5	22%	



				Bedroom 2 (Double)	3.21 9	2.55	26%	10.581	11.5	-8%
				Bedroom 3 (Double)	3.31 2	2.55	30%	11.121	11.5	-3%
				Bedroom 4 (Double)	2.38 9	2.55	-6%	8.501	11.5	-26%
	119.1946	124	-4%	Bedroom 1 (Double)	4.52 4	2.75	65%	14.071	11.5	22%
				Bedroom 2 (Double)	3.21 9	2.55	26%	10.581	11.5	-8%
				Bedroom 3 (Double)	3.31 2	2.55	30%	11.121	11.5	-3%
				Bedroom 4 (Double)	2.38 9	2.55	-6%	8.501	11.5	-26%
	119.1946	124	-4%	Bedroom 1 (Double)	4.52 4	2.75	65%	14.071	11.5	22%
				Bedroom 2 (Double)	3.21 9	2.55	26%	10.581	11.5	-8%
				Bedroom 3 (Double)	3.31 2	2.55	30%	11.121	11.5	-3%
				Bedroom 4 (Double)	2.38 9	2.55	-6%	8.501	11.5	-26%
	120.0307	115	4%	Bedroom 1 (Double)	4.3	2.75	56%	18.663	11.5	62%
				Bedroom 2 (Double)	2.70 9	2.55	6%	9.499	11.5	-17%
				Bedroom 3 (Double)	3.01 4	2.55	18%	10.523	11.5	-8%

			Bedroom 4 (Single)	2.76	2.15	28%	7.715	7.5	3%
120.5881	115	5%	Bedroom 1 (Double)	3.81 9	2.75	39%	14.354	11.5	25%
			Bedroom 2 (Double)	3.37 2	2.55	32%	12.386	11.5	8%
			Bedroom 3 (Double)	2.86 5	2.55	12%	8.733	11.5	-24%
			Bedroom 4 (Single)	2.86 5	2.15	33%	7.883	7.5	5%
120.5881	115	5%	Bedroom 1 (Double)	3.81 9	2.75	39%	14.354	11.5	25%
			Bedroom 2 (Double)	3.37 2	2.55	32%	12.386	11.5	8%
			Bedroom 3 (Double)	2.86 5	2.55	12%	8.733	11.5	-24%
			Bedroom 4 (Single)	2.86 5	2.15	33%	7.883	7.5	5%
120.5881	115	5%	Bedroom 1 (Double)	3.81 9	2.75	39%	14.354	11.5	25%
			Bedroom 2 (Double)	3.37 2	2.75	23%	12.386	11.5	8%
			Bedroom 3 (Double)	2.86 5	2.55	12%	8.733	11.5	-24%
			Bedroom 4 (Single)	2.86 5	2.15	33%	7.883	7.5	5%
120.5881	115	5%	Bedroom 1 (Double)	3.84 1	2.75	40%	14.648	11.5	27%

			Bedroom 2 (Double)	3.37 6	2.55	32%	12.017	11.5	4%
			Bedroom 3 (Double)	2.85 1	2.55	12%	8.801	11.5	-23%
			Bedroom 4 (Single)	3.00 3	2.15	40%	8.205	7.5	9%
125.8836	115	9%	Bedroom 1 (Double)	3.14 2	2.75	14%	10.431	11.5	-9%
			Bedroom 2 (Double)	3.15 9	2.55	24%	11.17	11.5	-3%
			Bedroom 3 (Double)	3.15 9	2.55	24%	9.848	11.5	-14%
			Bedroom 4 (Single)	2.05	2.15	-5%	7.025	7.5	-6%
125.8836	115	9%	Bedroom 1 (Double)	3.14 2	2.75	14%	10.431	11.5	-9%
			Bedroom 2 (Double)	3.15 9	2.55	24%	11.17	11.5	-3%
			Bedroom 3 (Double)	3.15 9	2.55	24%	9.848	11.5	-14%
			Bedroom 4 (Single)	2.05	2.15	-5%	7.025	7.5	-6%
139.0759	124	12%	Bedroom 1 (Double)	3.85 8	2.75	40%	16.859	11.5	47%
			Bedroom 2 (Double)	4.12	2.55	62%	15.691	11.5	36%
			Bedroom 3 (Double)	2.65 8	2.55	4%	9.452	11.5	-18%

					Bedroom 4 (Double)	2.64 8	2.55	4%	9.144	11.5	-20%
		139.0759	124	12%	Bedroom 1 (Double)	3.85 8	2.75	40%	16.859	11.5	47%
					Bedroom 2 (Double)	4.12	2.55	62%	15.691	11.5	36%
					Bedroom 3 (Double)	2.65 8	2.55	4%	9.452	11.5	-18%
					Bedroom 4 (Double)	2.64 8	2.55	4%	9.144	11.5	-20%
		139.0759	124	12%	Bedroom 1 (Double)	3.85 8	2.75	40%	16.859	11.5	47%
					Bedroom 2 (Double)	4.12	2.55	62%	15.691	11.5	36%
					Bedroom 3 (Double)	2.65 8	2.55	4%	9.452	11.5	-18%
					Bedroom 4 (Double)	2.64 8	2.55	4%	9.144	11.5	-20%
LAND AT SILVER BIRCHES, NEW PLATT LANE, CRANAGE, CHESHIRE, CW4 8HS	16/2052 C	216	124	74%	Master Bedroom (Double)		2.75	-100%	29	11.5	152%
					Bedroom (Double)		2.55	-100%	17	11.5	48%
					Bedroom (Double)		2.55	-100%	22	11.5	91%
					Bedroom (Double)		2.55	-100%	18	11.5	57%

5, HOLMES CHAPEL ROAD, MIDDLEWICH, MIDDLEWICH, CHESHIRE, CW10 0JA	15/2062 N	135.62	102	33%	Master Bedroom	3.62 5	2.75	32%	15.95	11.5	39%
					Bedroom 2 (Double)	3.77 5	2.55	48%	17.23	11.5	50%
					Bedroom 3 (Double)	3.41 5	2.55	34%	15.03	11.5	31%
		135.62	102	33%	Master Bedroom	3.62 5	2.75	32%	15.95	11.5	39%
					Bedroom 2 (Double)	3.77 5	2.55	48%	17.23	11.5	50%
					Bedroom 3 (Double)	3.41 5	2.55	34%	15.03	11.5	31%
68, STYAL ROAD, WILMSLOW, SK9 4AQ	14/5729 M	216.77	134	62%	Master Bedroom (Double)	3.99 3	2.75	45%	17.142	11.5	49%
					Bedroom 2 (Double)	3.74 8	2.55	47%	14.324	11.5	25%
					Bedroom 3 (Double)	3.18 1	2.55	25%	10.67	11.5	-7%
					Bedroom 4 (Single)	2.35 2	2.15	9%	5.651	7.5	-25%
					Bedroom 5 (Double)	4.16 2	2.55	63%	19.213	11.5	67%
		216.77	134	62%	Master Bedroom (Double)	3.99 3	2.75	45%	17.142	11.5	49%
					Bedroom 2 (Double)	3.74 8	2.55	47%	14.324	11.5	25%

		254.91	134	90%	Bedroom 3 (Double)	3.18 1	2.55	25%	10.67	11.5	-7%
					Bedroom 4 (Single)	2.35 2	2.15	9%	5.651	7.5	-25%
					Bedroom 5 (Double)	4.16 2	2.55	63%	19.213	11.5	67%
					Master Bedroom (Double)	3.55	2.75	29%	17.131	11.5	49%
					Bedroom 2 (Double)	3.74 5	2.55	47%	14.455	11.5	26%
					Bedroom 3 (Double)	3.5	2.55	37%	14.221	11.5	24%
					Bedroom 4 (Single)	3.56 7	2.15	66%	15.979	7.5	113%
					Bedroom 5 (Single)	2.97 5	2.15	38%	14.341	7.5	91%
BROOK HOUSE FARM, BROOKHOU SE LANE, MINSHULL VERNON, MIDDLEWICH, CHESHIRE, CW10 0LU	14/5308 C	51.136	50	2%	Bedroom (Double)	3.36 6	2.75	22%	12.168	11.5	6%
		173.115	102	70%	Master Bedroom (Double)	3.08 3	2.75	12%	15.249	11.5	33%
					Bedroom 2 (Double)	3.25 1	2.55	27%	14.529	11.5	26%
					Bedroom 3 (Single)	3.33 2	2.15	55%	13.225	7.5	76%
118.759	79	50%	Bedroom 1 (Double)	3.25 1	2.75	18%	12.302	11.5	7%		

					Bedroom 2 (Double)	3.31 0	2.55	30%	12.525	11.5	9%
		186.833	102	83%	Master Bedroom (Double)	3.53 6	2.75	29%	13.925	11.5	21%
					Bedroom 2 (Double)	2.96 7	2.55	16%	14.518	11.5	26%
					Bedroom 3 (Double)	2.92 3	2.55	15%	14.302	11.5	24%
		118.578	93	28%	Master Bedroom (Double)	3.80 3	2.75	38%	22.780	11.5	98%
					Bedroom 2 (Double)	2.96 7	2.55	16%	14.518	11.5	26%
					Bedroom 3 (Single)	2.92 3	2.15	36%	9.456	7.5	26%
Cross Bank Farm, BETCHTON ROAD, MALKINS BANK, CW11 4YE	15/2196 C	122.670	93	32%	Master Bedroom (Double)	3.53 7	2.75	29%	12.757	11.5	11%
					Bedroom 2 (Double)	3.33 7	2.55	31%	12.825	11.5	12%
					Bedroom 3 (Single)	2.30 6	2.15	7%	6.420	7.5	-14%
Long Meadow Barn, Lower Brook Farm, SMITHY LANE, RAINOW,	17/2074 M	473.11	124	282%	Guest Bedroom (Double)	4.47 5	2.75	63%	19.88	11.5	73%
					Master Bedroom (Double)	3.80 7	2.55	49%	23.493	11.5	104%

SK10 5UP					Bedroom 2 (Double)	3.19 8	2.55	25%	12.393	11.5	8%
					Bedroom 3 (Double)	2.69 2	2.55	6%	16.623	11.5	45%
19, FLETSAND ROAD, WILMSLOW, CHESHIRE, SK9 2AD	17/4041 M	1068.326 9	138	674%	Master Bedroom (Double)	4.6	2.75	67%	18.101	11.5	57%
					Bedroom 2 (Double)	4.6	2.55	80%	28.819	11.5	151%
					Bedroom 3 (Double)	4.6	2.55	80%	30.084	11.5	162%
					Bedroom 4 (Double)	4.6	2.55	80%	24.242	11.5	111%
					Bedroom 5 (Double)	4.6	2.55	80%	25.806	11.5	124%
					Bedroom 6 (Double)	4.6	2.55	80%	76.774	11.5	568%
17, GOSLING WAY, CONGLETON, CW12 4WD	18/0486 C	116.8	130	-10%	Master Bedroom (Double)		2.75	-100%	13.2	11.5	15%
					Bedroom 2 (Double)		2.55	-100%	10.3	11.5	-10%
					Bedroom 3 (Double)		2.55	-100%	12	11.5	4%
					Bedroom 4 (Double)		2.55	-100%	9.2	11.5	-20%
Land holding rear of, 50 Boundary Lane, Mossley, Congleton, CW12 3JA	17/4325 C	60.214	50	20%	Bedroom (Double)	4.39 9	2.75	60%	21.370	11.5	86%
WEST LODGE, BONIS HALL	17/3351 M	303.7	124	145%	Bedroom (Double) GF	3.65 0	2.75	33%	16.108	11.5	40%



LANE, PRESTBURY, MACCLESFIELD, CHESHIRE, SK10 4LR					Bedroom (Double) FF	5.90 5	2.55	132%	28.136	11.5	145%
					Bedroom (Double) FF	4.96 3	2.55	95%	23.56	11.5	105%
					Bedroom (Double) FF	5.09 4	2.55	100%	13.828	11.5	20%
106, CHESTERGATE, MACCLESFIELD, CHESHIRE, SK11 6DU	17/2609 M	150	138	9%	Bedroom 1 (Double)		2.75	-100%		11.5	-100%
					Bedroom 2 (Double)		2.55	-100%		11.5	-100%
					Bedroom 3 (Single)		2.15	-100%		7.5	-100%
					Bedroom 4 (Double)		2.55	-100%		11.5	-100%
					Bedroom 5 (Single)		2.15	-100%		7.5	-100%
					Bedroom 6 (Double)		2.55	-100%		11.5	-100%
THREE OAKS CARAVAN PARK, BOOTH LANE, MOSTON, CW10 0HE	15/0388 C	161.362	95	70%	Bedroom 1 (Double)	3.44	2.75	25%	17.530	11.5	52%
					Bedroom 2 (Double)	3.6	2.55	41%	16.108	11.5	40%
					Bedroom 3 (Double)	3.6	2.55	41%	16.993	11.5	48%
262-264, NANTWICH ROAD, CREWE	17/0147 N				Bedroom (Double) GF	3.96 4	2.75	44%	14	11.5	22%
					Bedroom (Double) GF	3.43 2	2.55	35%	10	11.5	-13%

					Bedroom (Double) GF	3.75 5	2.55	47%	15	11.5	30%
					Bedroom (Double) GF	3.82 7	2.55	50%	14	11.5	22%
					Bedroom (Double) GF	3.68 9	2.55	45%	17	11.5	48%
					Bedroom (Double) FF	3.17 4	2.55	24%	13	11.5	13%
					Bedroom (Double) FF	3.19 2	2.55	25%	14	11.5	22%
					Bedroom (Double) FF	3.78 5	2.55	48%	13	11.5	13%
					Bedroom (Double) FF	3.43 1	2.55	35%	13	11.5	13%
					Bedroom (Double) FF	4.18 3	2.55	64%	16	11.5	39%
					Bedroom (Double) FF	4.24 3	2.55	66%	17	11.5	48%
					Bedroom (Double) SF	3.26 8	2.55	28%	15	11.5	30%
					Bedroom (Double) SF	3.26 8	2.55	28%	14	11.5	22%
					Bedroom (Double) SF	2.90 1	2.55	14%	10	11.5	-13%
					Bedroom (Double) SF	4.3	2.55	69%	12	11.5	4%
WADES GREEN FARM,	16/5366 N	145	106	37%	Bedroom 1 (Double)	3.6	2.75	31%	15.073	11.5	31%

MINSHULL LANE, CHURCH MINSHULL, CHESHIRE, CW5 6DX					Bedroom 2 (Double)	2.85	2.55	12%	9.70	11.5	-16%
					Bedroom 3 (Single)	2.91 4	2.15	36%	8.806	7.5	17%
					Bedroom 4 (Single)	2.9	2.15	35%	6.777	7.5	-10%
9 , The Brake, Scholar Green, ST7 3LH	16/1761 C	129.755	86	51%	Bedroom 1 (Double)	3.35 3	2.75	22%	13.285	11.5	16%
					Bedroom 2 (Double)	3.35 3	2.55	31%	12.391	11.5	8%
					Bedroom 3 (Single)	2.64 3	2.15	23%	8.0559	7.5	7%
LAND ADJ CHERRY TREE COTTAGE, CHESTER ROAD, ALPRAHAM, CW6 9JA	16/6141 N	139.81	102	37%	Bedroom (Double)	2.94 4	2.75	7%	13.657	11.5	19%
					Bedroom (Double)	2.94 4	2.55	15%	9.877	11.5	-14%
					Bedroom (Double)	3.17 4	2.55	24%	13.312	11.5	16%
HILL TOP COTTAGE, GAWSWORTH ROAD, GAWSWORTH , MACCLESFIELD, CHESHIRE, SK11 9RA	15/3408 M	151	102	48%	Master Bedroom (Double)	3.55	2.75	29%	16	11.5	39%
					Bedroom 2 (Double)	3.09 8	2.55	21%	13	11.5	13%
					Bedroom 3 (Double)	3.29 7	2.55	29%	11	11.5	-4%
BROOKLANDS	14/5505	471.074	138	241%	Master Bedroom (Double)	5.32	2.75	93%	35.477	11.5	208%

, SPENCER BROOK, PRESTBURY, CHESHIRE, SK10 4AN	M				GF	1					
					Bedroom 2 (Double) GF	5.33 3	2.55	109%	27.998	11.5	143%
					Bedroom 3 (Double) GF	5.33 3	2.55	109%	22.839	11.5	99%
					Bedroom 4 (Double) GF	4.39 1	2.55	72%	23.555	11.5	105%
					Bedroom 5 (Double) FF	7.96 2	2.55	212%	44.148	11.5	284%
					Bedroom 6 (Double) FF	7.96 2	2.55	212%	44.148	11.5	284%
Karibu, BUNBURY ROAD, ALPRAHAM, CW6 9JD	15/2199 N	206.958	115	80%	Master Bedroom (Double)	3.71 5	2.75	35%	14.544	11.5	26%
					Bedroom 2 (Double)	3.81 5	2.55	50%	17.664	11.5	54%
					Bedroom 3 (Double)	3.88	2.55	52%	13.458	11.5	17%
					Bedroom 4 (Single)	2.60 5	2.15	21%	7.294	7.5	-3%
Lovell House, 220A, MAIN ROAD, GOOSTREY, CW4 8PE	16/3189 C	144.324	115	25%	Master Bedroom (Double)	2.65 2	2.75	-4%	13.114	11.5	14%
					Bedroom (Double)	2.97 1	2.55	17%	9.950	11.5	-13%
					Bedroom (Double)	2.97 1	2.55	17%	12.315	11.5	7%

					Bedroom (Single)	1.778	2.15	-17%	5.110	7.5	-32%
315, WEST STREET, CREWE, CW1 3HU - House 1	17/4882 N	80.36	84	-4%	Bedroom 1 (Double)	3.1	2.75	13%	12.56	11.5	9%
					Bedroom 2 (Single)	2.94	2.15	37%	15.05	7.5	101%
					Bedroom 3 (Single)	2.594	2.15	21%	7.73	7.5	3%
		80.36	84	-4%	Bedroom 1 (Double)	3.1	2.75	13%	12.56	11.5	9%
					Bedroom 2 (Single)	2.94	2.15	37%	15.05	7.5	101%
					Bedroom 3 (Single)	2.594	2.15	21%	7.73	7.5	3%
		80.36	84	-4%	Bedroom 1 (Double)	3.1	2.75	13%	12.56	11.5	9%
					Bedroom 2 (Single)	2.94	2.15	37%	15.05	7.5	101%
					Bedroom 3 (Single)	2.594	2.15	21%	7.73	7.5	3%
HURDSFIELD COMMUNITY CENTRE, CARISBROOK AVENUE, MACCLESFIELD, CHESHIRE, SK10 2RW - Plot 1	16/1898 M	72.2	79	-9%	Bedroom 1 (Double)	3.07	2.75	12%	13.1	11.5	14%
					Bedroom 2 (Double)	2.359	2.55	-7%	10.8	11.5	-6%
		72.2	79	-9%	Bedroom 1 (Double)	3.07	2.75	12%	13.1	11.5	14%
					Bedroom 2 (Double)	2.359	2.55	-7%	10.8	11.5	-6%

		72.2	79	-9%	Bedroom 1 (Double)	3.07	2.75	12%	13.1	11.5	14%		
					Bedroom 2 (Double)	2.35 9	2.55	-7%	10.8	11.5	-6%		
		72.5	79	-8%	Bedroom 1 (Double)	3.07	2.75	12%	13.1	11.5	14%		
					Bedroom 2 (Double)	2.35 9	2.55	-7%	10.8	11.5	-6%		
		82.1	93	-12%	Bedroom 1 (Double)	2.69	2.75	-2%	11.6	11.5	1%		
					Bedroom 2 (Double)	2.14 5	2.55	-16%	10.1	11.5	-12%		
					Bedroom 3 (Single)	2.61 5	2.15	22%	5.6	7.5	-25%		
		82.6	93	-11%	Bedroom 1 (Double)	2.7	2.75	-2%	11.7	11.5	2%		
					Bedroom 2 (Double)	2.58 1	2.55	1%	10.2	11.5	-11%		
					Bedroom 3 (Single)	2.1	2.15	-2%	5.8	7.5	-23%		
		LAND TO SOUTH OF, HOLMES CHAPEL ROAD, CONGLETON	15/4963 C	45.5225	58	-22%	Bedroom (Double)		2.75	-100%		11.5	-100%
				45.5225	58	-22%	Bedroom (Double)		2.75	-100%		11.5	-100%
45.5225	58			-22%	Bedroom (Double)		2.75	-100%		11.5	-100%		
45.5225	58			-22%	Bedroom (Double)		2.75	-100%		11.5	-100%		

		88.8153	84	6%	Bedroom 1 (Double)	3.4	2.75	24%	12.58	11.5	9%
					Bedroom 2 (Double)	2.72	2.55	7%	8.16	11.5	-29%
					Bedroom 3 (Single)	2.72	2.15	27%	8.16	7.5	9%
		88.8153	84	6%	Bedroom 1 (Double)	3.4	2.75	24%	12.58	11.5	9%
					Bedroom 2 (Double)	2.72	2.55	7%	8.16	11.5	-29%
					Bedroom 3 (Single)	2.72	2.15	27%	8.16	7.5	9%
		88.8153	84	6%	Bedroom 1 (Double)	3.4	2.75	24%	12.58	11.5	9%
					Bedroom 2 (Double)	2.72	2.55	7%	8.16	11.5	-29%
					Bedroom 3 (Single)	2.72	2.15	27%	8.16	7.5	9%
		88.8153	84	6%	Bedroom 1 (Double)	3.4	2.75	24%	12.58	11.5	9%
					Bedroom 2 (Double)	2.72	2.55	7%	8.16	11.5	-29%
					Bedroom 3 (Single)	2.72	2.15	27%	8.16	7.5	9%
		88.8153	84	6%	Bedroom 1 (Double)	3.4	2.75	24%	12.58	11.5	9%
					Bedroom 2 (Double)	2.72	2.55	7%	8.16	11.5	-29%
					Bedroom 3 (Single)	2.72	2.15	27%	8.16	7.5	9%
		88.8153	84	6%	Bedroom 1 (Double)	3.4	2.75	24%	12.58	11.5	9%
					Bedroom 2 (Double)	2.72	2.55	7%	8.16	11.5	-29%
					Bedroom 3 (Single)	2.72	2.15	27%	8.16	7.5	9%
		88.8153	84	6%	Bedroom 1 (Double)	3.4	2.75	24%	12.58	11.5	9%
					Bedroom 2 (Double)	2.72	2.55	7%	8.16	11.5	-29%
					Bedroom 3 (Single)	2.72	2.15	27%	8.16	7.5	9%
		88.8153	84	6%	Bedroom 1 (Double)	3.4	2.75	24%	12.58	11.5	9%
					Bedroom 2 (Double)	2.72	2.55	7%	8.16	11.5	-29%
					Bedroom 3 (Single)	2.72	2.15	27%	8.16	7.5	9%
		67.2618	79	-15%	Bedroom 1 (Double)	3.47	2.75	26%	14.0535	11.5	22%

				Bedroom 2 (Double)	2.47	2.55	-3%	8.5709	11.5	-25%	
		67.2618	79	-15%	Bedroom 1 (Double)	3.47	2.75	26%	14.0535	11.5	22%
					Bedroom 2 (Double)	2.47	2.55	-3%	8.5709	11.5	-25%
		67.2618	79	-15%	Bedroom 1 (Double)	3.47	2.75	26%	14.0535	11.5	22%
					Bedroom 2 (Double)	2.47	2.55	-3%	8.5709	11.5	-25%
		67.2618	79	-15%	Bedroom 1 (Double)	3.47	2.75	26%	14.0535	11.5	22%
					Bedroom 2 (Double)	2.47	2.55	-3%	8.5709	11.5	-25%
		67.2618	79	-15%	Bedroom 1 (Double)	3.47	2.75	26%	14.0535	11.5	22%
					Bedroom 2 (Double)	2.47	2.55	-3%	8.5709	11.5	-25%
		67.2618	79	-15%	Bedroom 1 (Double)	3.47	2.75	26%	14.0535	11.5	22%
					Bedroom 2 (Double)	2.47	2.55	-3%	8.5709	11.5	-25%
		67.2618	79	-15%	Bedroom 1 (Double)	3.47	2.75	26%	14.0535	11.5	22%
					Bedroom 2 (Double)	2.47	2.55	-3%	8.5709	11.5	-25%
		67.2618	79	-15%	Bedroom 1 (Double)	3.47	2.75	26%	14.0535	11.5	22%
					Bedroom 2 (Double)	2.47	2.55	-3%	8.5709	11.5	-25%
		140.0978	124	13%	Bedroom 1 (Double)	4.21	2.75	53%	18.1451	11.5	58%
					Bedroom 2 (Double)	2.6	2.55	2%	10.14	11.5	-12%
					Bedroom 3 (Double)	3.2	2.55	25%	10.752	11.5	-7%
					Bedroom 4 (Single)	2.39	2.15	11%	6.3335	7.5	-16%
		140.0978	124	13%	Bedroom 1 (Double)	4.21	2.75	53%	18.1451	11.5	58%
					Bedroom 2 (Double)	2.6	2.55	2%	10.14	11.5	-12%
					Bedroom 3 (Double)	3.2	2.55	25%	10.752	11.5	-7%
					Bedroom 4 (Single)	2.39	2.15	11%	6.3335	7.5	-16%



		140.0978	124	13%	Bedroom 1 (Double)	4.21	2.75	53%	18.1451	11.5	58%
					Bedroom 2 (Double)	2.6	2.55	2%	10.14	11.5	-12%
					Bedroom 3 (Double)	3.2	2.55	25%	10.752	11.5	-7%
					Bedroom 4 (Single)	2.39	2.15	11%	6.3335	7.5	-16%
		140.0978	124	13%	Bedroom 1 (Double)	4.21	2.75	53%	18.1451	11.5	58%
					Bedroom 2 (Double)	2.6	2.55	2%	10.14	11.5	-12%
					Bedroom 3 (Double)	3.2	2.55	25%	10.752	11.5	-7%
					Bedroom 4 (Single)	2.39	2.15	11%	6.3335	7.5	-16%
		140.0978	124	13%	Bedroom 1 (Double)	4.21	2.75	53%	18.1451	11.5	58%
					Bedroom 2 (Double)	2.6	2.55	2%	10.14	11.5	-12%
					Bedroom 3 (Double)	3.2	2.55	25%	10.752	11.5	-7%
					Bedroom 4 (Single)	2.39	2.15	11%	6.3335	7.5	-16%
		140.0978	124	13%	Bedroom 1 (Double)	4.21	2.75	53%	18.1451	11.5	58%
					Bedroom 2 (Double)	2.6	2.55	2%	10.14	11.5	-12%
					Bedroom 3 (Double)	3.2	2.55	25%	10.752	11.5	-7%
					Bedroom 4 (Single)	2.39	2.15	11%	6.3335	7.5	-16%
		131.4578	124	6%	Bedroom 1 (Double)	3.43	2.75	25%	18.2133	11.5	58%
					Bedroom 2 (Double)	2.76	2.55	8%	13.248	11.5	15%
					Bedroom 3 (Double)	3.17	2.55	24%	13.061	11.5	14%
					Bedroom 4 (Double)	2.88	2.55	13%	9.36	11.5	-19%
131.4578	124	6%	Bedroom 1 (Double)	3.43	2.75	25%	18.2133	11.5	58%		
			Bedroom 2 (Double)	2.76	2.55	8%	13.248	11.5	15%		
			Bedroom 3 (Double)	3.17	2.55	24%	13.061	11.5	14%		
			Bedroom 4 (Double)	2.88	2.55	13%	9.36	11.5	-19%		

		131.4578	124	6%	Bedroom 1 (Double)	3.43	2.75	25%	18.2133	11.5	58%
					Bedroom 2 (Double)	2.76	2.55	8%	13.248	11.5	15%
					Bedroom 3 (Double)	3.17	2.55	24%	13.061	11.5	14%
					Bedroom 4 (Double)	2.88	2.55	13%	9.36	11.5	-19%
		131.4578	124	6%	Bedroom 1 (Double)	3.43	2.75	25%	18.2133	11.5	58%
					Bedroom 2 (Double)	2.76	2.55	8%	13.248	11.5	15%
					Bedroom 3 (Double)	3.17	2.55	24%	13.061	11.5	14%
					Bedroom 4 (Double)	2.88	2.55	13%	9.36	11.5	-19%
		131.4578	124	6%	Bedroom 1 (Double)	3.43	2.75	25%	18.2133	11.5	58%
					Bedroom 2 (Double)	2.76	2.55	8%	13.248	11.5	15%
					Bedroom 3 (Double)	3.17	2.55	24%	13.061	11.5	14%
					Bedroom 4 (Double)	2.88	2.55	13%	9.36	11.5	-19%
		131.4578	124	6%	Bedroom 1 (Double)	3.43	2.75	25%	18.2133	11.5	58%
					Bedroom 2 (Double)	2.76	2.55	8%	13.248	11.5	15%
					Bedroom 3 (Double)	3.17	2.55	24%	13.061	11.5	14%
					Bedroom 4 (Double)	2.88	2.55	13%	9.36	11.5	-19%
		131.4578	124	6%	Bedroom 1 (Double)	3.43	2.75	25%	18.2133	11.5	58%
					Bedroom 2 (Double)	2.76	2.55	8%	13.248	11.5	15%
					Bedroom 3 (Double)	3.17	2.55	24%	13.061	11.5	14%
					Bedroom 4 (Double)	2.88	2.55	13%	9.36	11.5	-19%
Bedroom 1 (Double)	3.43				2.75	25%	18.2133	11.5	58%		

				Bedroom 2 (Double)	2.76	2.55	8%	13.248	11.5	15%
				Bedroom 3 (Double)	3.17	2.55	24%	13.061	11.5	14%
				Bedroom 4 (Double)	2.88	2.55	13%	9.36	11.5	-19%
	109.1611	106	3%	Bedroom 1 (Double)	3.3	2.75	20%	12.375	11.5	8%
	109.1611	106	3%	Bedroom 2 (Double)	3.25	2.55	27%	10.725	11.5	-7%
	109.1611	106	3%	Bedroom 3 (Single)	2.6	2.15	21%	8.84	7.5	18%
	109.1611	106	3%	Bedroom 4 (Single)	2.6	2.15	21%	7.774	7.5	4%
	109.1611	106	3%	Bedroom 1 (Double)	3.3	2.75	20%	12.375	11.5	8%
	109.1611	106	3%	Bedroom 2 (Double)	3.25	2.55	27%	10.725	11.5	-7%
	109.1611	106	3%	Bedroom 3 (Single)	2.6	2.15	21%	8.84	7.5	18%
	109.1611	106	3%	Bedroom 4 (Single)	2.6	2.15	21%	7.774	7.5	4%
	109.1611	106	3%	Bedroom 1 (Double)	3.3	2.75	20%	12.375	11.5	8%
	109.1611	106	3%	Bedroom 2 (Double)	3.25	2.55	27%	10.725	11.5	-7%
	109.1611	106	3%	Bedroom 3 (Single)	2.6	2.15	21%	8.84	7.5	18%
	109.1611	106	3%	Bedroom 4 (Single)	2.6	2.15	21%	7.774	7.5	4%
	109.1611	106	3%	Bedroom 1 (Double)	3.3	2.75	20%	12.375	11.5	8%
	109.1611	106	3%	Bedroom 2 (Double)	3.25	2.55	27%	10.725	11.5	-7%

				Bedroom 3 (Single)	2.6	2.15	21%	8.84	7.5	18%	
				Bedroom 4 (Single)	2.6	2.15	21%	7.774	7.5	4%	
		109.1611	106	3%	Bedroom 1 (Double)	3.3	2.75	20%	12.375	11.5	8%
					Bedroom 2 (Double)	3.25	2.55	27%	10.725	11.5	-7%
					Bedroom 3 (Single)	2.6	2.15	21%	8.84	7.5	18%
					Bedroom 4 (Single)	2.6	2.15	21%	7.774	7.5	4%
		109.1611	106	3%	Bedroom 1 (Double)	3.3	2.75	20%	12.375	11.5	8%
					Bedroom 2 (Double)	3.25	2.55	27%	10.725	11.5	-7%
					Bedroom 3 (Single)	2.6	2.15	21%	8.84	7.5	18%
					Bedroom 4 (Single)	2.6	2.15	21%	7.774	7.5	4%
		109.1611	106	3%	Bedroom 1 (Double)	3.3	2.75	20%	12.375	11.5	8%
					Bedroom 2 (Double)	3.25	2.55	27%	10.725	11.5	-7%
					Bedroom 3 (Single)	2.6	2.15	21%	8.84	7.5	18%
					Bedroom 4 (Single)	2.6	2.15	21%	7.774	7.5	4%
		121.7959	106	15%	Bedroom 1 (Double)	3.35	2.75	22%	12.0265	11.5	5%
					Bedroom 2 (Double)	3.2	2.55	25%	11.648	11.5	1%
					Bedroom 3 (Single)	2.89	2.15	34%	8.4966	7.5	13%
					Bedroom 4 (Single)	3.1	2.15	44%	9.827	7.5	31%
		121.7959	106	15%	Bedroom 1 (Double)	3.35	2.75	22%	12.0265	11.5	5%
					Bedroom 2 (Double)	3.2	2.55	25%	11.648	11.5	1%
					Bedroom 3 (Single)	2.89	2.15	34%	8.4966	7.5	13%
					Bedroom 4 (Single)	3.1	2.15	44%	9.827	7.5	31%
		121.7959	106	15%	Bedroom 1 (Double)	3.35	2.75	22%	12.0265	11.5	5%
					Bedroom 2 (Double)	3.2	2.55	25%	11.648	11.5	1%
					Bedroom 3 (Single)	2.89	2.15	34%	8.4966	7.5	13%

				Bedroom 4 (Single)	3.1	2.15	44%	9.827	7.5	31%	
		121.7959	106	15%	Bedroom 1 (Double)	3.35	2.75	22%	12.0265	11.5	5%
					Bedroom 2 (Double)	3.2	2.55	25%	11.648	11.5	1%
					Bedroom 3 (Single)	2.89	2.15	34%	8.4966	7.5	13%
					Bedroom 4 (Single)	3.1	2.15	44%	9.827	7.5	31%
		121.7959	106	15%	Bedroom 1 (Double)	3.35	2.75	22%	12.0265	11.5	5%
					Bedroom 2 (Double)	3.2	2.55	25%	11.648	11.5	1%
					Bedroom 3 (Single)	2.89	2.15	34%	8.4966	7.5	13%
					Bedroom 4 (Single)	3.1	2.15	44%	9.827	7.5	31%
		117.0578	121	-3%	Bedroom 1 (Double)	3.04	2.75	11%	15.3824	11.5	34%
					Bedroom 2 (Double)	3.5	2.55	37%	17.71	11.5	54%
					Bedroom 3 (Double)	2.71	2.55	6%	8.2113	11.5	-29%
					Bedroom 4 (Single)	2.24	2.15	4%	9.1392	7.5	22%
		117.0578	121	-3%	Bedroom 1 (Double)	3.04	2.75	11%	15.3824	11.5	34%
					Bedroom 2 (Double)	3.5	2.55	37%	17.71	11.5	54%
					Bedroom 3 (Double)	2.71	2.55	6%	8.2113	11.5	-29%
					Bedroom 4 (Single)	2.24	2.15	4%	9.1392	7.5	22%
		117.0578	121	-3%	Bedroom 1 (Double)	3.04	2.75	11%	15.3824	11.5	34%

				Bedroom 2 (Double)	3.5	2.55	37%	17.71	11.5	54%
				Bedroom 3 (Double)	2.71	2.55	6%	8.2113	11.5	-29%
				Bedroom 4 (Single)	2.24	2.15	4%	9.1392	7.5	22%
	117.0578	121	-3%	Bedroom 1 (Double)	3.04	2.75	11%	15.3824	11.5	34%
	117.0578	121	-3%	Bedroom 2 (Double)	3.54	2.55	39%	17.9124	11.5	56%
	117.0578	121	-3%	Bedroom 3 (Double)	2.75	2.55	8%	8.36	11.5	-27%
	117.0578	121	-3%	Bedroom 4 (Single)	2.21	2.15	3%	9.1052	7.5	21%
	117.0578	121	-3%	Bedroom 1 (Double)	3.04	2.75	11%	15.3824	11.5	34%
	117.0578	121	-3%	Bedroom 2 (Double)	3.54	2.55	39%	17.9124	11.5	56%
	117.0578	121	-3%	Bedroom 3 (Double)	2.75	2.55	8%	8.36	11.5	-27%

					Bedroom 4 (Single)	2.21	2.15	3%	9.1052	7.5	21%
		165.739	134	24%	Bedroom 1 (Double)	5.23	2.75	90%	28.3466	11.5	146%
					Bedroom 2 (Double)	3.4	2.55	33%	14.382	11.5	25%
					Bedroom 3 (Double)	2.6	2.55	2%	10.374	11.5	-10%
					Bedroom 4 (Double)	3.2	2.55	25%	10.752	11.5	-7%
					Bedroom 5 (Single)	2.38	2.15	11%	5.5915	7.5	-25%
		165.739	134	24%	Bedroom 1 (Double)	5.23	2.75	90%	28.3466	11.5	146%
					Bedroom 2 (Double)	3.4	2.55	33%	14.382	11.5	25%
					Bedroom 3 (Double)	2.6	2.55	2%	10.374	11.5	-10%
					Bedroom 4 (Double)	3.2	2.55	25%	10.752	11.5	-7%
					Bedroom 5 (Single)	2.38	2.15	11%	5.5915	7.5	-25%
		165.739	134	24%	Bedroom 1 (Double)	5.23	2.75	90%	28.3466	11.5	146%
					Bedroom 2 (Double)	3.4	2.55	33%	14.382	11.5	25%
					Bedroom 3 (Double)	2.6	2.55	2%	10.374	11.5	-10%
		165.739	134	24%	Bedroom 1 (Double)	5.23	2.75	90%	28.3466	11.5	146%
					Bedroom 2 (Double)	3.4	2.55	33%	14.382	11.5	25%
					Bedroom 3 (Double)	2.6	2.55	2%	10.374	11.5	-10%

				Bedroom 4 (Double)	3.2	2.55	25%	10.752	11.5	-7%	
				Bedroom 5 (Single)	2.38	2.15	11%	5.5915	7.5	-25%	
		165.739	134	24%	Bedroom 1 (Double)	5.23	2.75	90%	28.3466	11.5	146%
					Bedroom 2 (Double)	3.4	2.55	33%	14.382	11.5	25%
					Bedroom 3 (Double)	2.6	2.55	2%	10.374	11.5	-10%
					Bedroom 4 (Double)	3.2	2.55	25%	10.752	11.5	-7%
					Bedroom 5 (Single)	2.38	2.15	11%	5.5915	7.5	-25%
		168.3403	124	36%	Bedroom 1 (Double)	4.36	2.75	59%	19.184	11.5	67%
					Bedroom 2 (Double)	3.57	2.55	40%	15.9579	11.5	39%
					Bedroom 3 (Double)	3.01	2.55	18%	12.341	11.5	7%
					Bedroom 4 (Double)	2.4	2.55	-6%	9	11.5	-22%
		168.3403	124	36%	Bedroom 1 (Double)	4.36	2.75	59%	19.184	11.5	67%
					Bedroom 2 (Double)	3.57	2.55	40%	15.9579	11.5	39%
					Bedroom 3 (Double)	3.01	2.55	18%	12.341	11.5	7%
					Bedroom 4 (Double)	2.4	2.55	-6%	9	11.5	-22%
		168.3403	124	36%	Bedroom 1 (Double)	4.36	2.75	59%	19.184	11.5	67%
		168.3403	124	36%	Bedroom 1 (Double)	4.36	2.75	59%	19.184	11.5	67%



				Bedroom 2 (Double)	3.57	2.55	40%	15.9579	11.5	39%
				Bedroom 3 (Double)	3.01	2.55	18%	12.341	11.5	7%
				Bedroom 4 (Double)	2.4	2.55	-6%	9	11.5	-22%
	168.3403	124	36%	Bedroom 1 (Double)	4.36	2.75	59%	19.184	11.5	67%
				Bedroom 2 (Double)	3.57	2.55	40%	15.9579	11.5	39%
				Bedroom 3 (Double)	3.01	2.55	18%	12.341	11.5	7%
				Bedroom 4 (Double)	2.4	2.55	-6%	9	11.5	-22%
	168.3403	124	36%	Bedroom 1 (Double)	4.36	2.75	59%	19.184	11.5	67%
				Bedroom 2 (Double)	3.57	2.55	40%	15.9579	11.5	39%
				Bedroom 3 (Double)	3.01	2.55	18%	12.341	11.5	7%
				Bedroom 4 (Double)	2.4	2.55	-6%	9	11.5	-22%
	168.3403	124	36%	Bedroom 1 (Double)	4.36	2.75	59%	19.184	11.5	67%
				Bedroom 2 (Double)	3.57	2.55	40%	15.9579	11.5	39%
				Bedroom 3 (Double)	3.01	2.55	18%	12.341	11.5	7%
				Bedroom 4 (Double)	2.4	2.55	-6%	9	11.5	-22%
	168.3403	124	36%	Bedroom 1 (Double)	4.36	2.75	59%	19.184	11.5	67%
				Bedroom 2 (Double)	3.57	2.55	40%	15.9579	11.5	39%

					Bedroom 3 (Double)	3.01	2.55	18%	12.341	11.5	7%
					Bedroom 4 (Double)	2.4	2.55	-6%	9	11.5	-22%
		168.3403	124	36%	Bedroom 1 (Double)	4.36	2.75	59%	19.184	11.5	67%
					Bedroom 2 (Double)	3.57	2.55	40%	15.9579	11.5	39%
					Bedroom 3 (Double)	3.01	2.55	18%	12.341	11.5	7%
					Bedroom 4 (Double)	2.4	2.55	-6%	9	11.5	-22%
LAND AT HIVERLEY COTTAGE, MACCLESFIELD ROAD, TWEMLOW GREEN, CREWE, CHESHIRE, CW4 8BP	16/5385 C	357.992	124	189%	Bedroom 1 (Double)	3.468	2.75	26%	19.111	11.5	66%
					Bedroom 2 (Double)	3.992	2.55	57%	17.319	11.5	51%
					Bedroom 3 (Double)	2.895	2.55	14%	15.845	11.5	38%
					Bedroom 4 (Double)	2.895	2.55	14%	15.845	11.5	38%
AVALAINE, 8, MACCLESFIELD ROAD, PRESTBURY, SK10 4BN	15/0870 M	310.485	95	227%	Bedroom 1 (Double)	4.5	2.75	64%	30.062	11.5	161%
					Bedroom 2 (Double)	4.5	2.55	76%	22.416	11.5	95%
					Bedroom 3 (Double)	4.25	2.55	67%	20.405	11.5	77%
Weston Estate Grage Site, WARWICK ROAD,	14/5227 M	69.9	79	-12%	Bedroom 1 (Double)	3.709	2.75	35%	13.2	11.5	15%
					Bedroom 2 (Double)	2.556	2.55	0%	10.6	11.5	-8%

MACCLESFIELD, SK11 8TB

69.9	79	-12%	Bedroom 1 (Double)	3.709	2.75	35%	13.2	11.5	15%
			Bedroom 2 (Double)	2.556	2.55	0%	10.6	11.5	-8%
78.9	79	0%	Bedroom 1 (Double)	3.778	2.75	37%	12.9	11.5	12%
			Bedroom 2 (Double)	4.068	2.55	60%	15.3	11.5	33%
96.8	79	23%	Bedroom 1 (Double)	3.667	2.75	33%	13.1	11.5	14%
			Bedroom 2 (Double)	2.521	2.55	-1%	10.4	11.5	-10%
78.9	79	0%	Bedroom 1 (Double)	3.778	2.75	37%	12.9	11.5	12%
			Bedroom 2 (Double)	4.068	2.55	60%	15.3	11.5	33%
96.8	79	23%	Bedroom 1 (Double)	3.667	2.75	33%	13.1	11.5	14%
			Bedroom 2 (Double)	2.521	2.55	-1%	10.4	11.5	-10%
69.9	79	-12%	Bedroom 1 (Double)	3.718	2.75	35%	13.2	11.5	15%
			Bedroom 2 (Double)	2.547	2.55	0%	10.6	11.5	-8%
79.9	93	-14%	Bedroom 1 (Double)	3.103	2.75	13%	11.1	11.5	-3%
			Bedroom 2 (Double)	3.103	2.55	22%	10.9	11.5	-5%

					Bedroom 3 (Single)	2.46 2	2.15	15%	6.1	7.5	-19%	
41, MABLINS LANE, CREWE, CW1 3RF	17/3272 N	71	79	-10%	Bedroom 1 (Double)		2.75	-100%	11.7	11.5	2%	
					Bedroom 2 (Double)		2.55	-100%	13.6	11.5	18%	
		71	79	-10%	Bedroom 1 (Double)		2.75	-100%	11.7	11.5	2%	
					Bedroom 2 (Double)		2.55	-100%	13.6	11.5	18%	
		71	79	-10%	Bedroom 1 (Double)		2.75	-100%	11.7	11.5	2%	
					Bedroom 2 (Double)		2.55	-100%	13.6	11.5	18%	
		84	99	-15%	Bedroom 1 (Double)		3.48 3	2.75	27%	14.52	11.5	26%
					Bedroom 2 (Double)		2.82 2	2.55	11%	9.865	11.5	-14%
					Bedroom 3 (Single)		2.37 3	2.15	10%	6.05	7.5	-19%
		84	99	-15%	Bedroom 1 (Double)		3.48 3	2.75	27%	14.52	11.5	26%
					Bedroom 2 (Double)		2.82 2	2.55	11%	9.865	11.5	-14%
					Bedroom 3 (Single)		2.37 3	2.15	10%	6.05	7.5	-19%
		84	99	-15%	Bedroom 1 (Double)		3.48 3	2.75	27%	14.52	11.5	26%
					Bedroom 2 (Double)		2.82 2	2.55	11%	9.865	11.5	-14%
					Bedroom 3 (Single)		2.37 3	2.15	10%	6.05	7.5	-19%
		84	99	-15%	Bedroom 1 (Double)		3.48 3	2.75	27%	14.52	11.5	26%
Bedroom 2 (Double)	2.82 2				2.55		11%	9.865	11.5	-14%		

				Bedroom 3 (Single)	2.37 3	2.15	10%	6.05	7.5	-19%	
				Bedroom 1 (Double)	3.48 3	2.75	27%	14.52	11.5	26%	
		84	99	-15%	Bedroom 2 (Double)	2.82 2	2.55	11%	9.865	11.5	-14%
				Bedroom 3 (Single)	2.37 3	2.15	10%	6.05	7.5	-19%	
				Bedroom 1 (Double)	3.48 3	2.75	27%	14.52	11.5	26%	
		84	99	-15%	Bedroom 2 (Double)	2.82 2	2.55	11%	9.865	11.5	-14%
				Bedroom 3 (Single)	2.37 3	2.15	10%	6.05	7.5	-19%	
				Bedroom 1 (Double)	3.48 3	2.75	27%	14.52	11.5	26%	
		84	99	-15%	Bedroom 2 (Double)	2.82 2	2.55	11%	9.865	11.5	-14%
				Bedroom 3 (Single)	2.37 3	2.15	10%	6.05	7.5	-19%	
				Bedroom 1 (Double)	3.48 3	2.75	27%	14.52	11.5	26%	
		84	99	-15%	Bedroom 2 (Double)	2.82 2	2.55	11%	9.865	11.5	-14%
				Bedroom 3 (Single)	2.37 3	2.15	10%	6.05	7.5	-19%	
		71	79	-10%	Bedroom 1 (Double)		2.75	-100%	11.7	11.5	2%
					Bedroom 2 (Double)		2.55	-100%	13.6	11.5	18%
		77	93	-17%	Bedroom 1 (Double)		2.75	-100%	10.4	11.5	-10%
					Bedroom 2 (Double)		2.55	-100%	10.4	11.5	-10%

		77	93	-17%	Bedroom 3 (Single)	2.15	-100%	5.7	7.5	-24%		
					Bedroom 1 (Double)	2.75	-100%	10.4	11.5	-10%		
					Bedroom 2 (Double)	2.55	-100%	10.4	11.5	-10%		
		77	93	-17%	Bedroom 3 (Single)	2.15	-100%	5.7	7.5	-24%		
					Bedroom 1 (Double)	2.75	-100%	10.4	11.5	-10%		
					Bedroom 2 (Double)	2.55	-100%	10.4	11.5	-10%		
		77	93	-17%	Bedroom 3 (Single)	2.15	-100%	5.7	7.5	-24%		
					Bedroom 1 (Double)	2.75	-100%	10.4	11.5	-10%		
					Bedroom 2 (Double)	2.55	-100%	10.4	11.5	-10%		
		77	93	-17%	Bedroom 3 (Single)	2.15	-100%	5.7	7.5	-24%		
					Bedroom 1 (Double)	2.75	-100%	10.4	11.5	-10%		
					Bedroom 2 (Double)	2.55	-100%	10.4	11.5	-10%		
		77	93	-17%	Bedroom 3 (Single)	2.15	-100%	5.7	7.5	-24%		
					Bedroom 1 (Double)	2.75	-100%	10.4	11.5	-10%		
					Bedroom 2 (Double)	2.55	-100%	10.4	11.5	-10%		
		77	93	-17%	Bedroom 3 (Single)	2.15	-100%	5.7	7.5	-24%		
					Bedroom 1 (Double)	2.75	-100%	10.4	11.5	-10%		
					Bedroom 2 (Double)	2.55	-100%	10.4	11.5	-10%		
		77	93	-17%	Bedroom 3 (Single)	2.15	-100%	5.7	7.5	-24%		
					Bedroom 1 (Double)	2.75	-100%	10.4	11.5	-10%		
					Bedroom 2 (Double)	2.55	-100%	10.4	11.5	-10%		
		77	93	-17%	Bedroom 3 (Single)	2.15	-100%	5.7	7.5	-24%		
					Bedroom 1 (Double)	2.75	-100%	10.4	11.5	-10%		
					Bedroom 2 (Double)	2.55	-100%	10.4	11.5	-10%		
		7, CHELFORD ROAD, SOMERFORD, CW12 4QD	15/3483 C	336.743	132	155%	Bedroom 1 (Double) GF	2.75	-100%	17.39	11.5	51%
							Bedroom 2 (Double) GF	2.55	-100%	21.25	11.5	85%

					Bedroom 3 (Double) FF		2.55	-100%	25.71	11.5	124%
					Bedroom 4 (Double) FF		2.55	-100%	15.62	11.5	36%
					Bedroom 5 (Double) FF		2.55	-100%	15.54	11.5	35%
					Bedroom 6 (Double) FF		2.55	-100%	15.84	11.5	38%
MAPLE FARM, PADDOCK HILL, MOBBERLEY, CHESHIRE, WA16 7DH	16/3087 M	394	124	218%	Bedroom 1 (Double)	3.66 8	2.75	33%	19.752	11.5	72%
					Bedroom 2 (Double)	4.01	2.55	57%	17.483	11.5	52%
					Bedroom 3 (Double)	3.00 0	2.55	18%	16.190	11.5	41%
					Bedroom 4 (Double)	2.99 9	2.55	18%	16.184	11.5	41%
Moss Wood, MOSS LANE, BRERETON HEATH, CW12 4SX	17/1496 C	199.001	128	55%	Master Bedroom (Double)	4	2.75	45%	22.260	11.5	94%
					Bedroom 2 (Double)	3.64	2.55	43%	14.633	11.5	27%
					Bedroom 3 (Double)	3.64	2.55	43%	14.633	11.5	27%
					Bedroom 4 (Double)	2.44 9	2.55	-4%	8.572	11.5	-25%
					Bedroom 5 (Double)	3.61	2.55	42%	14.221	11.5	24%
23, LAWRENCE	15/5016 C	113.9522 4	93	23%	Bedroom 1 (Double)	3.69 2	2.75	34%	14.646	11.5	27%

AVENUE EAST, MIDDLEWICH, CW10 9DP					Bedroom 2 (Double)	3.44 7	2.55	35%	13.283	11.5	16%
					Bedroom 3 (Single)	2.23 5	2.15	4%	8.553	7.5	14%
LAND AND BUILDINGS TO THE NORTH EAST, TENNYSON CLOSE, MACCLESFIELD - Plot 1	14/5212 M	70.9	79	-10%	Bedroom 1 (Double)	3.69 2	2.75	34%	13.4	11.5	17%
					Bedroom 2 (Double)	2.63 2	2.55	3%	10.9	11.5	-5%
	88	79	11%	Bedroom 1 (Double)	3.88	2.75	41%	13.2	11.5	15%	
				Bedroom 2 (Double)	4	2.55	57%	15.3	11.5	33%	
	79.6	79	1%	Bedroom 1 (Double)	3.74 4	2.75	36%	12.8	11.5	11%	
				Bedroom 2 (Double)	4.17 1	2.55	64%	15.8	11.5	37%	
BARN 1, MARTHALL MILL, CHELFORD ROAD, MARTHALL, CHESHIRE, WA16 8ST	16/1018 M	381.834	128	198%	Master Bedroom (Double)	4.1	2.75	49%	28.099	11.5	144%
					Bedroom 2 (Double)	4.57 7	2.55	79%	25.145	11.5	119%
					Bedroom 3 (Double)	4.34 6	2.55	70%	22.191	11.5	93%
					Bedroom 4 (Single)	4.23 1	2.15	97%	17.786	7.5	137%
					Bedroom 5 (Double)	4.30 8	2.55	69%	24.604	11.5	114%
Cedar Manor, Ash Lane, Ollerton, Knutsford,	15/2109 M	582.9666	134	335%	Master Bedroom (Double)		2.75	-100%		11.5	-100%
					Bedroom 2 (Double)		2.55	-100%		11.5	-100%



Cheshire, WA16 8RQ					Bedroom 3 (Double)		2.55	-100%		11.5	-100%
					Bedroom 4 (Double)		2.55	-100%		11.5	-100%
					Bedroom 5 (Double)		2.55	-100%		11.5	-100%
16, THORNGROV E ROAD, WILMSLOW, SK9 1DD	15/3812 M	174.3	124	41%	Master Bedroom (Double)	3.36 4	2.75	22%	7.319	11.5	-36%
					Bedroom 2 (Double)	3.96 5	2.55	55%	14.472	11.5	26%
					Bedroom 3 (Double)	3.07 6	2.55	21%	10.629	11.5	-8%
					Bedroom 4 (Double)	2.96 6	2.55	16%	11.267	11.5	-2%
THE DEN,SHELLO W FARM, SHELLOW LANE, NORTH RODE, CHESHIRE, CW12 2NX	15/3030 M	102.836	70	47%	Bedroom 1 (Double)	4.17 9	2.75	52%	19.088	11.5	66%
					Bedroom 2 (Double)	2.59 8	2.55	2%	8.533	11.5	-26%
STUBBS FARM, STUBBS LANE, MOBBERLEY, KNUTSFORD, CHESHIRE,	15/2221 M	248.932	124	101%	Master Bedroom (Double)	3.82 2	2.75	39%	16.593	11.5	44%
					Bedroom 2 (Double)	3.97 5	2.55	56%	21.172	11.5	84%
					Bedroom 3 (Double)	2.85 6	2.55	12%	11.981	11.5	4%

WA16 7LF					Bedroom 4 (Double)	3.24 6	2.55	27%	10.796	11.5	-6%		
				217.549	58	275%	Bedroom 4 (Double)	4.17 1	2.75	52%	25.638	11.5	123%
				299.276	102	193%	Master Bedroom (Double)	3.58 5	2.75	30%	26.487	11.5	130%
Bedroom 2 (Double)	4.62 7	2.55	81%				25.59	11.5	123%				
Bedroom 3 (Double)	4.31 4	2.55	69%				16.121	11.5	40%				
THE OLD VICARAGE, CHELFORD LANE, OVER PEOVER, CHESHIRE, WA16 8UF	15/3412 M	924.517	128	622%	Master Bedroom (Double)	7.23 7	2.75	163%	56.006	11.5	387%		
					Bedroom 2 (Double)	6.20 3	2.55	143%	48.047	11.5	318%		
					Bedroom 3 (Double)	5.11 9	2.55	101%	32.128	11.5	179%		
					Bedroom 4 (Double)	5.01 7	2.55	97%	24.308	11.5	111%		
					Bedroom 5 (Double)	4.85 6	2.55	90%	37.942	11.5	230%		
RED BROOK, FREE GREEN LANE, LOWER PEOVER, WA16 9QU	15/3968 M	285.381	124	130%	Master Bedroom (Double)	5.23 7	2.75	90%	23.651	11.5	106%		
					Bedroom 2 (Double)	3.39 8	2.55	33%	16.596	11.5	44%		
					Bedroom 3 (Double)	3.39 8	2.55	33%	16.619	11.5	45%		

					Bedroom 4 (Double)	4.50 8	2.55	77%	20.201	11.5	76%
14 & 15 WORDSWORTH H WAY, ALSAGER, CHESHIRE, ST7 2NU	15/4652 C	87	84	4%	Master Bedroom (Double)		2.75	-100%		11.5	-100%
					Bedroom 2 (Single)		2.15	-100%		7.5	-100%
					Bedroom 3 (Single)		2.15	-100%		7.5	-100%
		82.6	84	-2%	Master Bedroom (Double)		2.75	-100%		11.5	-100%
	Bedroom 2 (Single)					2.15	-100%		7.5	-100%	
	Bedroom 3 (Single)					2.15	-100%		7.5	-100%	
		87	84	4%	Master Bedroom (Double)		2.75	-100%		11.5	-100%
	Bedroom 2 (Single)					2.15	-100%		7.5	-100%	
	Bedroom 3 (Single)					2.15	-100%		7.5	-100%	
Congleton Edge Methodist Chapel, CONGLETON EDGE ROAD, CONGLETON,	17/5804 C	110.243	79	40%	Bedroom 1 (Double)	3.38 5	2.75	23%	11.879	11.5	3%
					Bedroom 2 (Double)		3.38 5	2.55	33%	11.879	11.5

CW12 3NB											
PADDOCK HILL FARM, 46, HOUGH LANE, WILMSLOW, CHESHIRE, SK9 2LH	16/1730 M	441.677	134	230%	Master Bedroom (Double)	7.02 5	2.75	155%	46.531	11.5	305%
					Bedroom 2 (Double)	3.48 3	2.55	37%	15.984	11.5	39%
					Bedroom 3 (Double)	4.05 1	2.55	59%	18.695	11.5	63%
					Bedroom 4 (Double)	4.59 3	2.55	80%	16.365	11.5	42%
					Bedroom 5 (Double)	3.44 9	2.55	35%	16.297	11.5	42%
59, FIELDS ROAD, ALSAGER, STOKE ON TRENT, CHESHIRE, ST7 2LX	15/2123 C	155.687	102	53%	Bedroom 1 (Double)	2.54 7	2.75	-7%	10.401	11.5	-10%
					Bedroom 2 (Double)	3.73 3	2.55	46%	12.417	11.5	8%
					Bedroom 3 (Double)	3.28 4	2.55	29%	12.813	11.5	11%
LAND AT KILN HALL, BENNETTS LANE, BOSLEY, CHESHIRE, SK11 0NZ	15/2689 M	176.106	128	38%	Bedroom 1 (Double)	4.09 4	2.75	49%	16.13	11.5	40%
					Bedroom 2 (Double)	3.89 7	2.55	53%	15.353	11.5	34%
					Bedroom 3 (Double)	2.71 8	2.55	7%	9.861	11.5	-14%
					Bedroom 4 (Double)	2.71 8	2.55	7%	9.861	11.5	-14%

					Bedroom 5 (Double)	2.72 6	2.55	7%	9.007	11.5	-22%
		123.266	115	7%	Bedroom 1 (Double)	3.60 2	2.75	31%	11.89	11.5	3%
					Bedroom 2 (Double)	2.86 4	2.55	12%	10.177	11.5	-12%
					Bedroom 3 (Double)	2.70 3	2.55	6%	9.661	11.5	-16%
					Bedroom 4 (Single)	1.98 3	2.15	-8%	5.327	7.5	-29%
HOCKLEY POST OFFICE, 313A, PARK LANE, POYNTON, STOCKPORT, CHESHIRE, SK12 1RJ	16/1026 M	143.461	79	82%	Bedroom 1 (Double)	3.47 9	2.75	27%	8.347	11.5	-27%
					Bedroom 2 (Double)	3.55 4	2.55	39%	12.184	11.5	6%
112, SANDBACH ROAD NORTH, ALSAGER, CHESHIRE, ST7 2AW	15/5817 C	493.404	128	285%	Bedroom 1 (Double)	5.95	2.75	116%	33.777	11.5	194%
					Bedroom 2 (Double)	3.7	2.55	45%	18.592	11.5	62%
					Bedroom 3 (Double)	3.71 7	2.55	46%	17.113	11.5	49%
					Bedroom 4 (Double)	4.58 4	2.55	80%	22.295	11.5	94%
					Bedroom 5 (Double)	4.00 6	2.55	57%	16.85	11.5	47%

Weston Estate Garage Site, BARNARD CLOSE, MACCLESFIEL D	14/5226 M	79.3	93	-15%	Bedroom 1 (Double)	3.12	2.75	13%	11	11.5	-4%
					Bedroom 2 (Double)	3.11 1	2.75	13%	10.9	11.5	-5%
					Bedroom 3 (Single)	2.47 9	2.15	15%	6.1	7.5	-19%
		88.8	93	-5%	Bedroom 1 (Double)	3.44 4	2.75	25%	12.5	11.5	9%
					Bedroom 2 (Double)	2.94 9	2.75	7%	12.2	11.5	6%
					Bedroom 3 (Single)	2.54 7	2.15	18%	7.3	7.5	-3%
		88.6	93	-5%	Bedroom 1 (Double)	2.97 4	2.75	8%	12.5	11.5	9%
					Bedroom 2 (Double)	3.46 2	2.55	36%	12.3	11.5	7%
					Bedroom 3 (Single)	2.57 3	2.15	20%	7.4	7.5	-1%
	88.6	93	-5%	Bedroom 1 (Double)	2.97 4	2.75	8%	12.5	11.5	9%	
				Bedroom 2 (Double)	3.46 2	2.55	36%	12.3	11.5	7%	
				Bedroom 3 (Single)	2.57 3	2.15	20%	7.4	7.5	-1%	
THE SYCAMORES, KNUTSFORD	15/5382 M	215	106	103%	Master Bedroom (Double)		2.75	-100%	16	11.5	39%

ROAD, KNOLLS GREEN, MOBBERLEY, CHESHIRE, WA16 7BL					Bedroom (Double)		2.55	-100%	12	11.5	4%
					Bedroom 1 (Single)		2.15	-100%	13	7.5	73%
					Bedroom 2 (Single)		2.15	-100%	12	7.5	60%
Malkiln Farm, WOORE ROAD, BUERTON, CW3 0DA	15/4833 N	140.009	115	22%	Bedroom 1 (Double)	3.68 9	2.75	34%	14.939	11.5	30%
					Bedroom 2 (Double)	4.53 8	2.55	78%	15.831	11.5	38%
					Bedroom 3 (Double)	2.74 4	2.55	8%	12.5	11.5	9%
					Bedroom 4 (Single)	1.86	2.15	-13%	5.924	7.5	-21%
123, PARK LANE, SANDBACH, CW11 1EJ	16/2192 C	206.895	124	67%	Bedroom 1 (Double)	5.31 4	2.75	93%	26.974	11.5	135%
					Bedroom 2 (Double)	4.33 9	2.55	70%	19.048	11.5	66%
					Bedroom 3 (Double)	3.91 5	2.55	54%	17.823	11.5	55%
					Bedroom 4 (Double)	4.17	2.55	64%	14.181	11.5	23%
	203.8293	124	64%	Bedroom 1 (Double)	4.51 7	2.75	64%	24.236	11.5	111%	
				Bedroom 2 (Double)	3.65 3	2.55	43%	16.576	11.5	44%	
				Bedroom 3 (Double)	3.89 8	2.55	53%	14.472	11.5	26%	

					Bedroom 4 (Double)	2.99 2	2.55	17%	10.525	11.5	-8%
ROSEDENE, WHITCHURCH ROAD, ASTON, CW5 8DB	15/5531 N	127.512	93	37%	Bedroom 1 (Double)	3.4	2.75	24%	19.224	11.5	67%
					Bedroom 2 (Double)	3.35 9	2.55	32%	11.484	11.5	0%
					Bedroom 3 (Single)	2.37 2	2.15	10%	7.114	7.5	-5%
		127.512	93	37%	Bedroom 1 (Double)	3.4	2.75	24%	19.224	11.5	67%
					Bedroom 2 (Double)	3.35 9	2.55	32%	11.484	11.5	0%
					Bedroom 3 (Single)	2.37 2	2.15	10%	7.114	7.5	-5%
71, Alton Street, Crewe, Cheshire, CW2 7QF	16/0469 N	56.939	79	-28%	Bedroom (Double)	3.17 6	2.75	15%	11.794	11.5	3%
					Bedroom (Double)	3.43 1	2.55	35%	10.678	11.5	-7%
		56.939	79	-28%	Bedroom (Double)	3.17 6	2.75	15%	11.794	11.5	3%
					Bedroom (Double)	3.43 1	2.55	35%	10.678	11.5	-7%
38, STOCK LANE, WYBUNBURY, CREWE, CHESHIRE, CW2 5ED	15/5065 N	111.4639 2	70	59%	Bedroom 1 (Double)	3.36	2.75	22%	13.335	11.5	16%
					Bedroom 2 (Double)	3.53	2.55	38%	12.048	11.5	5%



SOMERVILLE, LEGH ROAD, KNUTSFORD, WA16 8NT	15/5021 M	427.098	128	234%	Bedroom (Double)	3.25 9	2.75	19%	16.355	11.5	42%
					Bedroom (Double)	3.99 2	2.55	57%	19.523	11.5	70%
					Bedroom (Double)	5.38 8	2.55	111%	26.699	11.5	132%
					Bedroom (Double)	4.25 9	2.55	67%	21.136	11.5	84%
					Bedroom (Double)	5.89 7	2.55	131%	35.839	11.5	212%
154, BIDDULPH ROAD, CONGLETON, CONGLETON, CHESHIRE, CW12 3LS	16/0769 C	57.251	70	-18%	Bedroom 1 (Double)	3.97 4	2.75	45%	9.263	11.5	-19%
					Bedroom 2 (Single)	2.32 5	2.15	8%	6.497	7.5	-13%
Wayside, Audlem Road, Hatherton, Cheshire, CW5 7PJ	16/0390 N	192.028	124	55%	Bedroom 1 (Double)	4.84 7	2.75	76%	17.594	11.5	53%
					Bedroom 2 (Double)	3.70 2	2.55	45%	18.219	11.5	58%
					Bedroom 3 (Double)	3.70 2	2.55	45%	18.219	11.5	58%
					Bedroom 4 (Double)	2.80 9	2.55	10%	11.622	11.5	1%

Tall Ash Farm, 112, BUXTON ROAD, CONGLETON, CHESHIRE, CW12 2DY	16/0936 C	127.124	50	154%	Bedroom (Double)	4	2.75	45%	20.757	11.5	80%
BARN 1, MARTHALL MILL, CHELFORD ROAD, MARTHALL, CHESHIRE, WA16 8ST	16/1018 M	374.965	128	193%	Master Bedroom (Double)	4.15 4	2.75	51%	28.077	11.5	144%
					Bedroom 2 (Double)	4.50 1	2.55	77%	25.034	11.5	118%
					Bedroom 3 (Double)	4.30 8	2.55	69%	21.317	11.5	85%
					Bedroom 4 (Single)	4.80 8	2.15	124%	17.578	7.5	134%
					Bedroom 5 (Double)	4.23 1	2.55	66%	23.76	11.5	107%
535, CREWE ROAD, WISTASTON, CW2 6PY	15/5563 N	128.881	115	11%	Bedroom (Double)	3.89 4	2.75	42%	13.855	11.5	20%
					Bedroom (Double)	3.69 9	2.55	45%	13.754	11.5	20%
					Bedroom (Double)	3.04 3	2.55	19%	9.569	11.5	-17%
					Bedroom (Single)	3.00 5	2.15	40%	8.431	7.5	12%
Old School House, CHURCH LANE,	16/0801 C	198.704	124	60%	Master Bedroom (Double)	3.71 6	2.75	35%	16.054	11.5	40%
					Bedroom 2 (Double)	4.05 6	2.55	59%	15.46	11.5	34%

SCHOLAR GREEN, ST7 3QN					Bedroom 3 (Double)	4.09	2.55	60%	15.615	11.5	36%
					Bedroom 4 (Double)	3.61 4	2.55	42%	11.988	11.5	4%
Commercial Units On South Side Of, NORTHWOOD LANE, HIGH LEGH	15/0046 M	260	128	103%	Master Bedroom (Double)	4.25 6	2.75	55%	33.824	11.5	194%
					Bedroom 2 (Double)	4.05 1	2.55	59%	15.795	11.5	37%
					Bedroom 3 (Double)	3.65	2.55	43%	13.802	11.5	20%
					Bedroom 4 (Double)	3.75	2.55	47%	15.5	11.5	35%
					Bedroom 5 (Double)	3.75	2.55	47%	15.5	11.5	35%
	260	128	103%	Master Bedroom (Double)	4.25 6	2.75	55%	33.824	11.5	194%	
				Bedroom 2 (Double)	4.05 1	2.55	59%	15.795	11.5	37%	
				Bedroom 3 (Double)	3.65	2.55	43%	13.802	11.5	20%	
				Bedroom 4 (Double)	3.75	2.55	47%	15.5	11.5	35%	
				Bedroom 5 (Double)	3.75	2.55	47%	15.5	11.5	35%	

		229.374	124	85%	Master Bedroom (Double)	4.79 3	2.75	74%	25.115	11.5	118%
					Bedroom 2 (Double)	3.05	2.55	20%	12.555	11.5	9%
					Bedroom 3 (Double)	3.43 8	2.55	35%	20.976	11.5	82%
					Bedroom 4 (Double)	2.97 5	2.55	17%	15.626	11.5	36%
Inglenook, BRIDGE END DRIVE, PRESTBURY, CHESHIRE, SK10 4DL	15/4565 M	212.316	124	71%	Bedroom 1 (Double)	4.64 1	2.75	69%	27.032	11.5	135%
					Bedroom 2 (Double)	2.83 8	2.55	11%	10.606	11.5	-8%
					Bedroom 3 (Double)	3.47 9	2.55	36%	13.324	11.5	16%
					Bedroom 4 (Double)	3.14 5	2.55	23%	14.771	11.5	28%
	193.79	124	56%	Bedroom 1 (Double)	4.55 8	2.75	66%	25.893	11.5	125%	
				Bedroom 2 (Double)	2.75	2.55	8%	10.118	11.5	-12%	
				Bedroom 3 (Double)	3.38 3	2.55	33%	6.725	11.5	-42%	
				Bedroom 4 (Double)	3.05 8	2.55	20%	14.132	11.5	23%	
WHITE HOUSE FARM, BEXTON	16/0879 M	435.146	128	240%	Master Bedroom (Double)	4.58	2.75	67%	28.091	11.5	144%

LANE, KNUTSFORD, WA16 9BQ					Bedroom 2 (Double)	4.31 1	2.55	69%	20.071	11.5	75%
					Bedroom 3 (Double)	4.38 7	2.55	72%	16.833	11.5	46%
					Bedroom 4 (Double)	3.67 2	2.55	44%	16.019	11.5	39%
					Bedroom 5 (Double)	4.35 3	2.55	71%	18.289	11.5	59%
PARK FARM, WREXHAM ROAD, RIDLEY, CW6 9SA	16/6155 N	315.274	128	146%	Master Bedroom (Double)	4.18 5	2.75	52%	20.419	11.5	78%
					Bedroom 3 (Double)	3.17 6	2.55	25%	12.27	11.5	7%
					Bedroom 4 (Double)	3.18 5	2.55	25%	12.057	11.5	5%
					Guest Bedroom (Double)	3.16 8	2.55	24%	14.113	11.5	23%
					Bedroom (Double) GF	3.30 3	2.55	30%	11.324	11.5	-2%
309, CREWE ROAD, WILLASTON, CHESHIRE, CW5 6NP	16/0556 N	104.819	70	50%	Bedroom 1 (Double)	2.93 5	2.75	7%	11.464	11.5	0%
					Bedroom 2 (Double)	2.88 4	2.55	13%	11.163	11.5	-3%
CRAGG HOUSE FARM,	16/1994 M	268.375	102	163%	Bedroom 1 (Double)	5.20 5	2.75	89%	29.429	11.5	156%

SANDHOLE LANE, MARTHALL, CHESHIRE, WA16 8SS					Bedroom 2 (Single)	2.79 5	2.15	30%	14.645	7.5	95%
					Bedroom 3 (Single)	2.79 5	2.15	30%	14.645	7.5	95%
75, Lacey Green, Wilmslow, Cheshire, SK9 4BG	15/3259 M	230	128	80%	Bedroom 1 (Double)		2.75	-100%		11.5	-100%
					Bedroom 2 (Double)		2.55	-100%		11.5	-100%
					Bedroom 3 (Double)		2.55	-100%		11.5	-100%
					Bedroom 4 (Double)		2.55	-100%		11.5	-100%
					Bedroom 5 (Double)		2.55	-100%		11.5	-100%
Trenance, HOLMES CHAPEL ROAD, SOMERFORD, CONGLETON, CW12 4SP	16/1467 C	97.739	95	3%	Bedroom 1 (Double)	3.08 7	2.75	12%	14.395	11.5	25%
					Bedroom 2 (Double)	2.46 9	2.15	15%	11.104	7.5	48%
					Bedroom 3 (Double)	2.51	2.15	17%	10.704	7.5	43%
81 , Station Road, ALSAGER, ST7 2PF	16/1722 C	75.672	58	30%	Bedroom (Double)	2.87 3	2.75	4%	7.698	11.5	-33%
		56.773	58	-2%	Bedroom (Double)	3.59 9	2.75	31%	13.709	11.5	19%
4, LAWTON STREET,	15/5340 N		128	-100%	Bedroom 1 (Double)		2.75	-100%	11	11.5	-4%

CREWE, CW2 7HZ					Bedroom 2 (Double)		2.55	-100%	13.6	11.5	18%
					Bedroom 3 (Double)		2.55	-100%	10.6	11.5	-8%
					Bedroom 4 (Double)		2.55	-100%	9.5	11.5	-17%
					Bedroom 5 (Double)		2.55	-100%	10.8	11.5	-6%
9 , The Brake, Scholar Green, ST7 3LH	16/1761 C	129.755	86	51%	Bedroom 1 (Double)	3.35 3	2.75	22%	13.28	11.5	16%
					Bedroom 2 (Double)	3.35 3	2.55	31%	12.439	11.5	8%
					Bedroom 3 (Single)	2.64 3	2.55	4%	8.056	7.5	7%
Glen Top, THE COPPICE, POYNTON, SK12 1SR	16/1910 M	103.158	102	1%	Master Bedroom (Double)	3.83 4	2.75	39%	18.825	11.5	64%
					Bedroom 2 (Double)	3.19 7	2.55	25%	12.064	11.5	5%
					Bedroom 3 (Double)	2.82 3	2.55	11%	10.609	11.5	-8%
74 , Rood Hill, Congleton, Cheshire, CW12 1LQ	16/0490 C	115.902	79	47%	Bedroom 1 (Double)	2.90 9	2.75	6%	14.859	11.5	29%
					Bedroom 2 (Double)	2.98 4	2.55	17%	12.54	11.5	9%
RUGOSA, MANCHESTER ROAD,	16/2173 M	222.298	124	79%	Master Bedroom (Double)	3.62 7	2.75	32%	22.451	11.5	95%

KNUTSFORD, CHESHIRE, WA16 0NS					Bedroom 2 (Double)	3.66 9	2.55	44%	16.433	11.5	43%
					Bedroom 3 (Double)	3.64 4	2.55	43%	14.666	11.5	28%
					Bedroom 4 (Double)	3.23 7	2.55	27%	10.346	11.5	-10%
					Master Bedroom (Double)	3.62 7	2.75	32%	22.451	11.5	95%
					Bedroom 2 (Double)	3.66 9	2.55	44%	16.433	11.5	43%
					Bedroom 3 (Double)	3.64 4	2.55	43%	14.666	11.5	28%
					Bedroom 4 (Double)	3.23 7	2.55	27%	10.346	11.5	-10%
72, CHAPEL LANE, WILMSLOW, SK9 5JH	16/0461 M	98.405	93	6%	Bedroom 1 (Double)	3.40 7	2.75	24%	12.621	11.5	10%
					Bedroom 2 (Double)	3.40 7	2.55	34%	10.252	11.5	-11%
					Bedroom 3 (Single)	1.90 7	2.15	-11%	5.088	7.5	-32%
Land To The Rear Of, 199- 205, PETER STREET, MACCLESFIEL D	15/5825 M	101.066	99	2%	Bedroom 1 (Double)	3.17	2.75	15%	14.767	11.5	28%
					Bedroom 2 (Double)	3.00 8	2.55	18%	12.526	11.5	9%
					Bedroom 3 (Single)	2.22	2.15	3%	7.747	7.5	3%



		101.066	99	2%	Bedroom 1 (Double)	3.17	2.75	15%	14.767	11.5	28%
					Bedroom 2 (Double)	3.00 8	2.55	18%	12.526	11.5	9%
					Bedroom 3 (Single)	2.22	2.15	3%	7.747	7.5	3%
		101.066	99	2%	Bedroom 1 (Double)	3.17	2.75	15%	14.767	11.5	28%
					Bedroom 2 (Double)	3.00 8	2.55	18%	12.526	11.5	9%
					Bedroom 3 (Single)	2.22	2.15	3%	7.747	7.5	3%
		101.066	99	2%	Bedroom 1 (Double)	3.17	2.75	15%	14.767	11.5	28%
					Bedroom 2 (Double)	3.00 8	2.55	18%	12.526	11.5	9%
					Bedroom 3 (Single)	2.22	2.15	3%	7.747	7.5	3%
		101.066	99	2%	Bedroom 1 (Double)	3.17	2.75	15%	14.767	11.5	28%
					Bedroom 2 (Double)	3.00 8	2.55	18%	12.526	11.5	9%
					Bedroom 3 (Single)	2.22	2.15	3%	7.747	7.5	3%
101.066	99	2%	Bedroom 1 (Double)	3.17	2.75	15%	14.767	11.5	28%		
			Bedroom 2 (Double)	3.00 8	2.55	18%	12.526	11.5	9%		

					Bedroom 3 (Single)	2.22	2.15	3%	7.747	7.5	3%
21, LACEY GREEN, WILMSLOW, SK9 4BA	16/1267 M	99.113	93	7%	Bedroom 1 (Double)	3.4	2.75	24%	12.92	11.5	12%
					Bedroom 2 (Double)	2.5	2.55	-2%	10.5	11.5	-9%
					Bedroom 3 (Single)	2.3	2.15	7%	7.82	7.5	4%
20, PRINCESS ROAD, WILMSLOW, SK9 6LD	16/2440 M	110.178	93	18%	Bedroom 1 (Double)	3.32 5	2.75	21%	13.069	11.5	14%
					Bedroom 2 (Double)	3.37 6	2.55	32%	11.528	11.5	0%
					Bedroom 3 (Single)	2.25 6	2.15	5%	6.972	7.5	-7%
YEW TREES FARM, BUDWORTH ROAD, TABLEY, CHESHIRE, WA16 0HZ	17/0025 M	171.192	102	68%	Bedroom 1 (Double)	4.19 5	2.75	53%	18.628	11.5	62%
					Bedroom 2 (Double)	3.78	2.55	48%	15.855	11.5	38%
					Bedroom 3 (Double)	3.78	2.55	48%	15.855	11.5	38%
The Cottage, Chelford Road, Prestbury, Macclesfield, Cheshire, SK10 4PT	16/6102 M	290.069	128	127%	Master Bedroom (Double)	3.90 6	2.75	42%	17.402	11.5	51%
					Bedroom 2 (Double)	2.88	2.55	13%	13.481	11.5	17%
					Bedroom 3 (Double)	2.88	2.55	13%	13.481	11.5	17%

					Bedroom 4 (Double)	2.69 2	2.55	6%	12.524	11.5	9%
					Bedroom 5 (Double)	2.86 3	2.55	12%	13.37	11.5	16%
CARADON BATHROOMS LTD, LAWTON ROAD, ALSAGER, STOKE-ON- TRENT, CHESHIRE, ST7 2DF	16/2229 C	43.6644	50	-13%	Bedroom 1 (Double)		2.75	-100%		11.5	-100%
		43.6644	50	-13%	Bedroom 1 (Double)		2.75	-100%		11.5	-100%
		55.76	61	-9%	Bedroom 1 (Double)	3.41 3	2.75	24%	14.304	11.5	24%
					Bedroom 2 (Single)	2.84 4	2.15	32%	8.771	7.5	17%
		55.76	61	-9%	Bedroom 1 (Double)	3.41 3	2.75	24%	14.304	11.5	24%
					Bedroom 2 (Single)	2.84 4	2.15	32%	8.771	7.5	17%
		58.05	61	-5%	Bedroom 1 (Double)	3.41 3	2.75	24%	14.304	11.5	24%
					Bedroom 2 (Single)	2.84 4	2.15	32%	8.771	7.5	17%
		58.05	61	-5%	Bedroom 1 (Double)	3.41 3	2.75	24%	14.304	11.5	24%
					Bedroom 2 (Single)	2.84 4	2.15	32%	8.771	7.5	17%
		58.05	61	-5%	Bedroom 1 (Double)	3.41 3	2.75	24%	14.304	11.5	24%
Bedroom 2 (Single)	2.84 4				2.15	32%	8.771	7.5	17%		
58.05	61	-5%	Bedroom 1 (Double)	3.41 3	2.75	24%	14.304	11.5	24%		

				Bedroom 2 (Single)	2.84 4	2.15	32%	8.771	7.5	17%
	63.69	61	4%	Bedroom 1 (Double)	3.41 3	2.75	24%	14.304	11.5	24%
				Bedroom 2 (Single)	2.84 4	2.15	32%	8.771	7.5	17%
	63.69	61	4%	Bedroom 1 (Double)	3.41 3	2.75	24%	14.304	11.5	24%
				Bedroom 2 (Single)	2.84 4	2.15	32%	8.771	7.5	17%
	63.69	61	4%	Bedroom 1 (Double)	3.41 3	2.75	24%	14.304	11.5	24%
				Bedroom 2 (Single)	2.84 4	2.15	32%	8.771	7.5	17%
	63.69	61	4%	Bedroom 1 (Double)	3.41 3	2.75	24%	14.304	11.5	24%
				Bedroom 2 (Single)	2.84 4	2.15	32%	8.771	7.5	17%
	63.69	61	4%	Bedroom 1 (Double)	3.41 3	2.75	24%	14.304	11.5	24%
				Bedroom 2 (Single)	2.84 4	2.15	32%	8.771	7.5	17%
	63.69	61	4%	Bedroom 1 (Double)	3.41 3	2.75	24%	14.304	11.5	24%
				Bedroom 2 (Single)	2.84 4	2.15	32%	8.771	7.5	17%
	55.76	61	-9%	Bedroom 1 (Double)	3.41 3	2.75	24%	14.304	11.5	24%
				Bedroom 2 (Single)	2.84 4	2.15	32%	8.771	7.5	17%
	58.05	61	-5%	Bedroom 1 (Double)	3.41	2.75	24%	14.304	11.5	24%

				3						
				2.84 4	2.15	32%	8.771	7.5	17%	
	58.05	61	-5%	3.41 3	2.75	24%	14.304	11.5	24%	
				2.84 4	2.15	32%	8.771	7.5	17%	
	63.69	61	4%	3.41 3	2.75	24%	14.304	11.5	24%	
				2.84 4	2.15	32%	8.771	7.5	17%	
	63.69	61	4%	3.41 3	2.75	24%	14.304	11.5	24%	
				2.84 4	2.15	32%	8.771	7.5	17%	
	63.69	61	4%	3.41 3	2.75	24%	14.304	11.5	24%	
				2.84 4	2.15	32%	8.771	7.5	17%	
	77.1095	70	10%		2.75	-100%		11.5	-100%	
					2.55	-100%		11.5	-100%	
	77.1095	70	10%		2.75	-100%		11.5	-100%	
					2.55	-100%		11.5	-100%	
	77.1095	70	10%		2.75	-100%		11.5	-100%	

					Bedroom 2 (Double)		2.55	-100%		11.5	-100%
		77.1095	70	10%	Bedroom 1 (Double)		2.75	-100%		11.5	-100%
					Bedroom 2 (Double)		2.55	-100%		11.5	-100%
		66.9831	70	-4%	Bedroom 1 (Double)		2.75	-100%		11.5	-100%
					Bedroom 2 (Double)		2.55	-100%		11.5	-100%
		66.9831	70	-4%	Bedroom 1 (Double)		2.75	-100%		11.5	-100%
					Bedroom 2 (Double)		2.55	-100%		11.5	-100%
		66.9831	70	-4%	Bedroom 1 (Double)		2.75	-100%		11.5	-100%
					Bedroom 2 (Double)		2.55	-100%		11.5	-100%
		66.9831	70	-4%	Bedroom 1 (Double)		2.75	-100%		11.5	-100%
					Bedroom 2 (Double)		2.55	-100%		11.5	-100%
		55.2773	70	-21%	Bedroom 1 (Double)		2.75	-100%		11.5	-100%
					Bedroom 2 (Double)		2.55	-100%		11.5	-100%
		55.2773	70	-21%	Bedroom 1 (Double)		2.75	-100%		11.5	-100%

					Bedroom 2 (Double)		2.55	-100%		11.5	-100%
		55.2773	70	-21%	Bedroom 1 (Double)		2.75	-100%		11.5	-100%
					Bedroom 2 (Double)		2.55	-100%		11.5	-100%
		55.2773	70	-21%	Bedroom 1 (Double)		2.75	-100%		11.5	-100%
					Bedroom 2 (Double)		2.55	-100%		11.5	-100%
		64.8463	70	-7%	Bedroom 1 (Double)		2.75	-100%		11.5	-100%
					Bedroom 2 (Double)		2.55	-100%		11.5	-100%
		64.8463	70	-7%	Bedroom 1 (Double)		2.75	-100%		11.5	-100%
					Bedroom 2 (Double)		2.55	-100%		11.5	-100%
		64.8463	70	-7%	Bedroom 1 (Double)		2.75	-100%		11.5	-100%
					Bedroom 2 (Double)		2.55	-100%		11.5	-100%
		64.8463	70	-7%	Bedroom 1 (Double)		2.75	-100%		11.5	-100%
					Bedroom 2 (Double)		2.55	-100%		11.5	-100%
		80.19	79	2%	Bedroom 1 (Double)	3.28 5	2.75	19%	14.61825	11.5	27%

				Bedroom 2 (Double)	2.48 5	2.55	-3%	10.11892	11.5	-12%
	80.19	79	2%	Bedroom 1 (Double)	3.28 5	2.75	19%	14.61825	11.5	27%
				Bedroom 2 (Double)	2.48 5	2.55	-3%	10.11892	11.5	-12%
	80.19	79	2%	Bedroom 1 (Double)	3.28 5	2.75	19%	14.61825	11.5	27%
				Bedroom 2 (Double)	2.48 5	2.55	-3%	10.11892	11.5	-12%
	80.19	79	2%	Bedroom 1 (Double)	3.28 5	2.75	19%	14.61825	11.5	27%
				Bedroom 2 (Double)	2.48 5	2.55	-3%	10.11892	11.5	-12%
	80.19	79	2%	Bedroom 1 (Double)	3.28 5	2.75	19%	14.61825	11.5	27%
				Bedroom 2 (Double)	2.48 5	2.55	-3%	10.11892	11.5	-12%
	80.19	79	2%	Bedroom 1 (Double)	3.28 5	2.75	19%	14.61825	11.5	27%
				Bedroom 2 (Double)	2.48 5	2.55	-3%	10.11892	11.5	-12%
	80.19	79	2%	Bedroom 1 (Double)	3.28 5	2.75	19%	14.61825	11.5	27%



				Bedroom 2 (Double)	2.48 5	2.55	-3%	10.11892	11.5	-12%
	80.19	79	2%	Bedroom 1 (Double)	3.28 5	2.75	19%	14.61825	11.5	27%
				Bedroom 2 (Double)	2.48 5	2.55	-3%	10.11892	11.5	-12%
	80.19	79	2%	Bedroom 1 (Double)	3.28 5	2.75	19%	14.61825	11.5	27%
				Bedroom 2 (Double)	2.48 5	2.55	-3%	10.11892	11.5	-12%
	80.19	79	2%	Bedroom 1 (Double)	3.28 5	2.75	19%	14.61825	11.5	27%
				Bedroom 2 (Double)	2.48 5	2.55	-3%	10.11892	11.5	-12%
	80.19	79	2%	Bedroom 1 (Double)	3.28 5	2.75	19%	14.61825	11.5	27%
				Bedroom 2 (Double)	2.48 5	2.55	-3%	10.11892	11.5	-12%
	80.19	79	2%	Bedroom 1 (Double)	3.28 5	2.75	19%	14.61825	11.5	27%
				Bedroom 2 (Double)	2.48 5	2.55	-3%	10.11892	11.5	-12%
	80.19	79	2%	Bedroom 1 (Double)	3.28 5	2.75	19%	14.61825	11.5	27%

				Bedroom 2 (Double)	2.48 5	2.55	-3%	10.11892	11.5	-12%
	80.19	79	2%	Bedroom 1 (Double)	3.28 5	2.75	19%	14.61825	11.5	27%
				Bedroom 2 (Double)	2.48 5	2.55	-3%	10.11892	11.5	-12%
	80.19	79	2%	Bedroom 1 (Double)	3.28 5	2.75	19%	14.61825	11.5	27%
				Bedroom 2 (Double)	2.48 5	2.55	-3%	10.11892	11.5	-12%
	80.19	79	2%	Bedroom 1 (Double)	3.28 5	2.75	19%	14.61825	11.5	27%
				Bedroom 2 (Double)	2.48 5	2.55	-3%	10.11892	11.5	-12%
	80.19	79	2%	Bedroom 1 (Double)	3.28 5	2.75	19%	14.61825	11.5	27%
				Bedroom 2 (Double)	2.48 5	2.55	-3%	10.11892	11.5	-12%
	80.19	79	2%	Bedroom 1 (Double)	3.28 5	2.75	19%	14.61825	11.5	27%
				Bedroom 2 (Double)	2.48 5	2.55	-3%	10.11892	11.5	-12%
	80.19	79	2%	Bedroom 1 (Double)	3.28 5	2.75	19%	14.61825	11.5	27%
				Bedroom 2 (Double)	2.48 5	2.55	-3%	10.11892	11.5	-12%
	83.61	84	0%	Bedroom 1 (Double)	3.31 4	2.75	21%	16.2386	11.5	41%

				Bedroom 2 (Single)	2.51 3	2.15	17%	7.222362	7.5	-4%
				Bedroom 3 (Single)	2.29 5	2.15	7%	6.59583	7.5	-12%
	83.61	84	0%	Bedroom 1 (Double)	3.31 4	2.75	21%	16.2386	11.5	41%
				Bedroom 2 (Single)	2.51 3	2.15	17%	7.222362	7.5	-4%
				Bedroom 3 (Single)	2.29 5	2.15	7%	6.59583	7.5	-12%
	83.61	84	0%	Bedroom 1 (Double)	3.31 4	2.75	21%	16.2386	11.5	41%
				Bedroom 2 (Single)	2.51 3	2.15	17%	7.222362	7.5	-4%
				Bedroom 3 (Single)	2.29 5	2.15	7%	6.59583	7.5	-12%
	83.61	84	0%	Bedroom 1 (Double)	3.31 4	2.75	21%	16.2386	11.5	41%
				Bedroom 2 (Single)	2.51 3	2.15	17%	7.222362	7.5	-4%
				Bedroom 3 (Single)	2.29 5	2.15	7%	6.59583	7.5	-12%
	83.61	84	0%	Bedroom 1 (Double)	3.31 4	2.75	21%	16.2386	11.5	41%
				Bedroom 2 (Single)	2.51 3	2.15	17%	7.222362	7.5	-4%
				Bedroom 3 (Single)	2.29 5	2.15	7%	6.59583	7.5	-12%

		71.2	93	-23%	Bedroom 1 (Double)	2.45 6	2.75	-11%	11.14041 6	11.5	-3%
					Bedroom 2 (Double)	2.57 8	2.55	1%	7.75978	11.5	-33%
					Bedroom 3 (Single)	1.86 6	2.15	-13%	5.01021	7.5	-33%
		71.2	93	-23%	Bedroom 1 (Double)	2.45 6	2.75	-11%	11.14041 6	11.5	-3%
					Bedroom 2 (Double)	2.57 8	2.55	1%	7.75978	11.5	-33%
					Bedroom 3 (Single)	1.86 6	2.15	-13%	5.01021	7.5	-33%
		71.2	93	-23%	Bedroom 1 (Double)	2.45 6	2.75	-11%	11.14041 6	11.5	-3%
					Bedroom 2 (Double)	2.57 8	2.55	1%	7.75978	11.5	-33%
					Bedroom 3 (Single)	1.86 6	2.15	-13%	5.01021	7.5	-33%
		71.2	93	-23%	Bedroom 1 (Double)	2.45 6	2.75	-11%	11.14041 6	11.5	-3%
					Bedroom 2 (Double)	2.57 8	2.55	1%	7.75978	11.5	-33%
					Bedroom 3 (Single)	1.86 6	2.15	-13%	5.01021	7.5	-33%
71.2	93	-23%	Bedroom 1 (Double)	2.45 6	2.75	-11%	11.14041 6	11.5	-3%		
			Bedroom 2 (Double)	2.57 8	2.55	1%	7.75978	11.5	-33%		

				Bedroom 3 (Single)	1.86 6	2.15	-13%	5.01021	7.5	-33%	
		71.2	93	-23%	Bedroom 1 (Double)	2.45 6	2.75	-11%	11.14041 6	11.5	-3%
				Bedroom 2 (Double)	2.57 8	2.55	1%	7.75978	11.5	-33%	
				Bedroom 3 (Single)	1.86 6	2.15	-13%	5.01021	7.5	-33%	
		71.2	93	-23%	Bedroom 1 (Double)	2.45 6	2.75	-11%	11.14041 6	11.5	-3%
				Bedroom 2 (Double)	2.57 8	2.55	1%	7.75978	11.5	-33%	
				Bedroom 3 (Single)	1.86 6	2.15	-13%	5.01021	7.5	-33%	
		71.2	93	-23%	Bedroom 1 (Double)	2.45 6	2.75	-11%	11.14041 6	11.5	-3%
				Bedroom 2 (Double)	2.57 8	2.55	1%	7.75978	11.5	-33%	
				Bedroom 3 (Single)	1.86 6	2.15	-13%	5.01021	7.5	-33%	
		71.2	93	-23%	Bedroom 1 (Double)	2.45 6	2.75	-11%	11.14041 6	11.5	-3%
				Bedroom 2 (Double)	2.57 8	2.55	1%	7.75978	11.5	-33%	
				Bedroom 3 (Single)	1.86 6	2.15	-13%	5.01021	7.5	-33%	
		71.2	93	-23%	Bedroom 1 (Double)	2.45 6	2.75	-11%	11.14041 6	11.5	-3%

				Bedroom 2 (Double)	2.57 8	2.55	1%	7.75978	11.5	-33%
				Bedroom 3 (Single)	1.86 6	2.15	-13%	5.01021	7.5	-33%
	71.2	93	-23%	Bedroom 1 (Double)	2.45 6	2.75	-11%	11.14041 6	11.5	-3%
				Bedroom 2 (Double)	2.57 8	2.55	1%	7.75978	11.5	-33%
				Bedroom 3 (Single)	1.86 6	2.15	-13%	5.01021	7.5	-33%
	71.2	93	-23%	Bedroom 1 (Double)	2.45 6	2.75	-11%	11.14041 6	11.5	-3%
				Bedroom 2 (Double)	2.57 8	2.55	1%	7.75978	11.5	-33%
				Bedroom 3 (Single)	1.86 6	2.15	-13%	5.01021	7.5	-33%
	71.2	93	-23%	Bedroom 1 (Double)	2.45 6	2.75	-11%	11.14041 6	11.5	-3%
				Bedroom 2 (Double)	2.57 8	2.55	1%	7.75978	11.5	-33%
				Bedroom 3 (Single)	1.86 6	2.15	-13%	5.01021	7.5	-33%
	71.2	93	-23%	Bedroom 1 (Double)	2.45 6	2.75	-11%	11.14041 6	11.5	-3%
				Bedroom 2 (Double)	2.57 8	2.55	1%	7.75978	11.5	-33%
				Bedroom 3 (Single)	1.86 6	2.15	-13%	5.01021	7.5	-33%

		71.2	93	-23%	Bedroom 1 (Double)	2.45 6	2.75	-11%	11.14041 6	11.5	-3%
					Bedroom 2 (Double)	2.57 8	2.55	1%	7.75978	11.5	-33%
					Bedroom 3 (Single)	1.86 6	2.15	-13%	5.01021	7.5	-33%
		71.2	93	-23%	Bedroom 1 (Double)	2.45 6	2.75	-11%	11.14041 6	11.5	-3%
					Bedroom 2 (Double)	2.57 8	2.55	1%	7.75978	11.5	-33%
					Bedroom 3 (Single)	1.86 6	2.15	-13%	5.01021	7.5	-33%
		71.2	93	-23%	Bedroom 1 (Double)	2.45 6	2.75	-11%	11.14041 6	11.5	-3%
					Bedroom 2 (Double)	2.57 8	2.55	1%	7.75978	11.5	-33%
					Bedroom 3 (Single)	1.86 6	2.15	-13%	5.01021	7.5	-33%
		71.2	93	-23%	Bedroom 1 (Double)	2.45 6	2.75	-11%	11.14041 6	11.5	-3%
					Bedroom 2 (Double)	2.57 8	2.55	1%	7.75978	11.5	-33%
					Bedroom 3 (Single)	1.86 6	2.15	-13%	5.01021	7.5	-33%
94	115	-18%	Bedroom 1 (Double)	3.29 7	2.75	20%	11.32849 2	11.5	-1%		
			Bedroom 2 (Double)	2.54 5	2.55	0%	8.74462	11.5	-24%		

				Bedroom 3 (Single)	2.66 8	2.15	24%	7.79056	7.5	4%
				Bedroom 4 (Double)	2.59 5	2.55	2%	9.7053	11.5	-16%
	94	115	-18%	Bedroom 1 (Double)	3.29 7	2.75	20%	11.32849 2	11.5	-1%
				Bedroom 2 (Double)	2.54 5	2.55	0%	8.74462	11.5	-24%
				Bedroom 3 (Single)	2.66 8	2.15	24%	7.79056	7.5	4%
				Bedroom 4 (Double)	2.59 5	2.55	2%	9.7053	11.5	-16%
	94	115	-18%	Bedroom 1 (Double)	3.29 7	2.75	20%	11.32849 2	11.5	-1%
				Bedroom 2 (Double)	2.54 5	2.55	0%	8.74462	11.5	-24%
				Bedroom 3 (Single)	2.66 8	2.15	24%	7.79056	7.5	4%
				Bedroom 4 (Double)	2.59 5	2.55	2%	9.7053	11.5	-16%
	94	115	-18%	Bedroom 1 (Double)	3.29 7	2.75	20%	11.32849 2	11.5	-1%
				Bedroom 2 (Double)	2.54 5	2.55	0%	8.74462	11.5	-24%
				Bedroom 3 (Single)	2.66 8	2.15	24%	7.79056	7.5	4%
				Bedroom 4 (Double)	2.59 5	2.55	2%	9.7053	11.5	-16%



		94	115	-18%	Bedroom 1 (Double)	3.29 7	2.75	20%	11.32849 2	11.5	-1%
					Bedroom 2 (Double)	2.54 5	2.55	0%	8.74462	11.5	-24%
					Bedroom 3 (Single)	2.66 8	2.15	24%	7.79056	7.5	4%
					Bedroom 4 (Double)	2.59 5	2.55	2%	9.7053	11.5	-16%
		94	115	-18%	Bedroom 1 (Double)	3.29 7	2.75	20%	11.32849 2	11.5	-1%
					Bedroom 2 (Double)	2.54 5	2.55	0%	8.74462	11.5	-24%
					Bedroom 3 (Single)	2.66 8	2.15	24%	7.79056	7.5	4%
					Bedroom 4 (Double)	2.59 5	2.55	2%	9.7053	11.5	-16%
		94	115	-18%	Bedroom 1 (Double)	3.29 7	2.75	20%	11.32849 2	11.5	-1%
					Bedroom 2 (Double)	2.54 5	2.55	0%	8.74462	11.5	-24%
					Bedroom 3 (Single)	2.66 8	2.15	24%	7.79056	7.5	4%
					Bedroom 4 (Double)	2.59 5	2.55	2%	9.7053	11.5	-16%
94	115	-18%	Bedroom 1 (Double)	3.29 7	2.75	20%	11.32849 2	11.5	-1%		
			Bedroom 2 (Double)	2.54 5	2.55	0%	8.74462	11.5	-24%		

				Bedroom 3 (Single)	2.66 8	2.15	24%	7.79056	7.5	4%
				Bedroom 4 (Double)	2.59 5	2.55	2%	9.7053	11.5	-16%
	94	115	-18%	Bedroom 1 (Double)	3.29 7	2.75	20%	11.32849 2	11.5	-1%
				Bedroom 2 (Double)	2.54 5	2.55	0%	8.74462	11.5	-24%
				Bedroom 3 (Single)	2.66 8	2.15	24%	7.79056	7.5	4%
				Bedroom 4 (Double)	2.59 5	2.55	2%	9.7053	11.5	-16%
	94	115	-18%	Bedroom 1 (Double)	3.29 7	2.75	20%	11.32849 2	11.5	-1%
				Bedroom 2 (Double)	2.54 5	2.55	0%	8.74462	11.5	-24%
				Bedroom 3 (Single)	2.66 8	2.15	24%	7.79056	7.5	4%
				Bedroom 4 (Double)	2.59 5	2.55	2%	9.7053	11.5	-16%
	103.37	106	-2%	Bedroom 1 (Double)	3.49 8	2.75	27%	12.42489 6	11.5	8%
				Bedroom 2 (Double)	2.83 5	2.55	11%	8.505	11.5	-26%
				Bedroom 3 (Single)	2.09 3	2.15	-3%	7.112014	7.5	-5%
				Bedroom 4 (Single)	2.03 5	2.15	-5%	5.789575	7.5	-23%

		103.37	106	-2%	Bedroom 1 (Double)	3.49 8	2.75	27%	12.42489 6	11.5	8%
					Bedroom 2 (Double)	2.83 5	2.55	11%	8.505	11.5	-26%
					Bedroom 3 (Single)	2.09 3	2.15	-3%	7.112014	7.5	-5%
					Bedroom 4 (Single)	2.03 5	2.15	-5%	5.789575	7.5	-23%
		103.37	106	-2%	Bedroom 1 (Double)	3.49 8	2.75	27%	12.42489 6	11.5	8%
					Bedroom 2 (Double)	2.83 5	2.55	11%	8.505	11.5	-26%
					Bedroom 3 (Single)	2.09 3	2.15	-3%	7.112014	7.5	-5%
					Bedroom 4 (Single)	2.03 5	2.15	-5%	5.789575	7.5	-23%
		103.37	106	-2%	Bedroom 1 (Double)	3.49 8	2.75	27%	12.42489 6	11.5	8%
					Bedroom 2 (Double)	2.83 5	2.55	11%	8.505	11.5	-26%
					Bedroom 3 (Single)	2.09 3	2.15	-3%	7.112014	7.5	-5%
					Bedroom 4 (Single)	2.03 5	2.15	-5%	5.789575	7.5	-23%
103.37	106	-2%	Bedroom 1 (Double)	3.49 8	2.75	27%	12.42489 6	11.5	8%		
			Bedroom 2 (Double)	2.83 5	2.55	11%	8.505	11.5	-26%		

				Bedroom 3 (Single)	2.09 3	2.15	-3%	7.112014	7.5	-5%
				Bedroom 4 (Single)	2.03 5	2.15	-5%	5.789575	7.5	-23%
	103.37	106	-2%	Bedroom 1 (Double)	3.49 8	2.75	27%	12.42489 6	11.5	8%
				Bedroom 2 (Double)	2.83 5	2.55	11%	8.505	11.5	-26%
				Bedroom 3 (Single)	2.09 3	2.15	-3%	7.112014	7.5	-5%
				Bedroom 4 (Single)	2.03 5	2.15	-5%	5.789575	7.5	-23%
	104.88	106	-1%	Bedroom 1 (Double)	3.49 8	2.75	27%	12.42489 6	11.5	8%
				Bedroom 2 (Double)	2.83 5	2.55	11%	8.505	11.5	-26%
				Bedroom 3 (Single)	2.09 3	2.15	-3%	7.112014	7.5	-5%
				Bedroom 4 (Single)	2.03 5	2.15	-5%	5.789575	7.5	-23%
	104.88	106	-1%	Bedroom 1 (Double)	3.49 8	2.75	27%	12.42489 6	11.5	8%
				Bedroom 2 (Double)	2.83 5	2.55	11%	8.505	11.5	-26%
				Bedroom 3 (Single)	2.09 3	2.15	-3%	7.112014	7.5	-5%
				Bedroom 4 (Single)	2.03 5	2.15	-5%	5.789575	7.5	-23%

		104.88	106	-1%	Bedroom 1 (Double)	3.49 8	2.75	27%	12.42489 6	11.5	8%
					Bedroom 2 (Double)	2.83 5	2.55	11%	8.505	11.5	-26%
					Bedroom 3 (Single)	2.09 3	2.15	-3%	7.112014	7.5	-5%
					Bedroom 4 (Single)	2.03 5	2.15	-5%	5.789575	7.5	-23%
		104.88	106	-1%	Bedroom 1 (Double)	3.49 8	2.75	27%	12.42489 6	11.5	8%
					Bedroom 2 (Double)	2.83 5	2.55	11%	8.505	11.5	-26%
					Bedroom 3 (Single)	2.09 3	2.15	-3%	7.112014	7.5	-5%
					Bedroom 4 (Single)	2.03 5	2.15	-5%	5.789575	7.5	-23%
		104.88	106	-1%	Bedroom 1 (Double)	3.49 8	2.75	27%	12.42489 6	11.5	8%
					Bedroom 2 (Double)	2.83 5	2.55	11%	8.505	11.5	-26%
					Bedroom 3 (Single)	2.09 3	2.15	-3%	7.112014	7.5	-5%
					Bedroom 4 (Single)	2.03 5	2.15	-5%	5.789575	7.5	-23%
		114.64	115	0%	Bedroom 1 (Double)	3.57 2	2.75	30%	15.17028 4	11.5	32%
					Bedroom 2 (Double)	2.95 7	2.55	16%	10.02423	11.5	-13%

					Bedroom 3 (Double)	2.94 5	2.55	15%	9.28264	11.5	-19%
					Bedroom 4 (Single)	2.09 8	2.15	-2%	7.695464	7.5	3%
		114.64	115	0%	Bedroom 1 (Double)	3.57 2	2.75	30%	15.17028 4	11.5	32%
					Bedroom 2 (Double)	2.95 7	2.55	16%	10.02423	11.5	-13%
					Bedroom 3 (Double)	2.94 5	2.55	15%	9.28264	11.5	-19%
					Bedroom 4 (Single)	2.09 8	2.15	-2%	7.695464	7.5	3%
		114.64	115	0%	Bedroom 1 (Double)	3.57 2	2.75	30%	15.17028 4	11.5	32%
					Bedroom 2 (Double)	2.95 7	2.55	16%	10.02423	11.5	-13%
					Bedroom 3 (Double)	2.94 5	2.55	15%	9.28264	11.5	-19%
					Bedroom 4 (Single)	2.09 8	2.15	-2%	7.695464	7.5	3%
		114.64	115	0%	Bedroom 1 (Double)	3.57 2	2.75	30%	15.17028 4	11.5	32%
					Bedroom 2 (Double)	2.95 7	2.55	16%	10.02423	11.5	-13%
Bedroom 3 (Double)	2.94 5				2.55	15%	9.28264	11.5	-19%		
Bedroom 4 (Single)	2.09 8				2.15	-2%	7.695464	7.5	3%		

		114.64	115	0%	Bedroom 1 (Double)	3.57 2	2.75	30%	15.17028 4	11.5	32%
					Bedroom 2 (Double)	2.95 7	2.55	16%	10.02423	11.5	-13%
					Bedroom 3 (Double)	2.94 5	2.55	15%	9.28264	11.5	-19%
					Bedroom 4 (Single)	2.09 8	2.15	-2%	7.695464	7.5	3%
		114.64	115	0%	Bedroom 1 (Double)	3.57 2	2.75	30%	15.17028 4	11.5	32%
					Bedroom 2 (Double)	2.95 7	2.55	16%	10.02423	11.5	-13%
					Bedroom 3 (Double)	2.94 5	2.55	15%	9.28264	11.5	-19%
					Bedroom 4 (Single)	2.09 8	2.15	-2%	7.695464	7.5	3%
		114.64	115	0%	Bedroom 1 (Double)	3.57 2	2.75	30%	15.17028 4	11.5	32%
					Bedroom 2 (Double)	2.95 7	2.55	16%	10.02423	11.5	-13%
					Bedroom 3 (Double)	2.94 5	2.55	15%	9.28264	11.5	-19%
					Bedroom 4 (Single)	2.09 8	2.15	-2%	7.695464	7.5	3%
114.64	115	0%	Bedroom 1 (Double)	3.57 2	2.75	30%	15.17028 4	11.5	32%		
			Bedroom 2 (Double)	2.95 7	2.55	16%	10.02423	11.5	-13%		

					Bedroom 3 (Double)	2.94 5	2.55	15%	9.28264	11.5	-19%
					Bedroom 4 (Single)	2.09 8	2.15	-2%	7.695464	7.5	3%
		114.64	115	0%	Bedroom 1 (Double)	3.57 2	2.75	30%	15.17028 4	11.5	32%
					Bedroom 2 (Double)	2.95 7	2.55	16%	10.02423	11.5	-13%
					Bedroom 3 (Double)	2.94 5	2.55	15%	9.28264	11.5	-19%
					Bedroom 4 (Single)	2.09 8	2.15	-2%	7.695464	7.5	3%
		114.64	115	0%	Bedroom 1 (Double)	3.57 2	2.75	30%	15.17028 4	11.5	32%
					Bedroom 2 (Double)	2.95 7	2.55	16%	10.02423	11.5	-13%
					Bedroom 3 (Double)	2.94 5	2.55	15%	9.28264	11.5	-19%
					Bedroom 4 (Single)	2.09 8	2.15	-2%	7.695464	7.5	3%
		114.64	115	0%	Bedroom 1 (Double)	3.57 2	2.75	30%	15.17028 4	11.5	32%
					Bedroom 2 (Double)	2.95 7	2.55	16%	10.02423	11.5	-13%
Bedroom 3 (Double)	2.94 5				2.55	15%	9.28264	11.5	-19%		
Bedroom 4 (Single)	2.09 8				2.15	-2%	7.695464	7.5	3%		



		114.64	115	0%	Bedroom 1 (Double)	3.57 2	2.75	30%	15.17028 4	11.5	32%
					Bedroom 2 (Double)	2.95 7	2.55	16%	10.02423	11.5	-13%
					Bedroom 3 (Double)	2.94 5	2.55	15%	9.28264	11.5	-19%
					Bedroom 4 (Single)	2.09 8	2.15	-2%	7.695464	7.5	3%
		124.7	124	1%	Bedroom 1 (Double)	3.21 2	2.75	17%	13.37476 8	11.5	16%
					Bedroom 2 (Double)	3.38 4	2.55	33%	12.45312	11.5	8%
					Bedroom 3 (Double)	2.91	2.55	14%	9.09957	11.5	-21%
					Bedroom 4 (Double)	2.90 4	2.55	14%	8.584224	11.5	-25%
		124.7	124	1%	Bedroom 1 (Double)	3.21 2	2.75	17%	13.37476 8	11.5	16%
					Bedroom 2 (Double)	3.38 4	2.55	33%	12.45312	11.5	8%
					Bedroom 3 (Double)	2.91	2.55	14%	9.09957	11.5	-21%
					Bedroom 4 (Double)	2.90 4	2.55	14%	8.584224	11.5	-25%
		124.7	124	1%	Bedroom 1 (Double)	3.21 2	2.75	17%	13.37476 8	11.5	16%
					Bedroom 2 (Double)	3.38 4	2.55	33%	12.45312	11.5	8%

				Bedroom 3 (Double)	2.91	2.55	14%	9.09957	11.5	-21%
				Bedroom 4 (Double)	2.90 4	2.55	14%	8.584224	11.5	-25%
	124.7	124	1%	Bedroom 1 (Double)	3.21 2	2.75	17%	13.37476 8	11.5	16%
				Bedroom 2 (Double)	3.38 4	2.55	33%	12.45312	11.5	8%
				Bedroom 3 (Double)	2.91	2.55	14%	9.09957	11.5	-21%
				Bedroom 4 (Double)	2.90 4	2.55	14%	8.584224	11.5	-25%
	124.7	124	1%	Bedroom 1 (Double)	3.21 2	2.75	17%	13.37476 8	11.5	16%
				Bedroom 2 (Double)	3.38 4	2.55	33%	12.45312	11.5	8%
				Bedroom 3 (Double)	2.91	2.55	14%	9.09957	11.5	-21%
				Bedroom 4 (Double)	2.90 4	2.55	14%	8.584224	11.5	-25%
	124.7	124	1%	Bedroom 1 (Double)	3.21 2	2.75	17%	13.37476 8	11.5	16%
				Bedroom 2 (Double)	3.38 4	2.55	33%	12.45312	11.5	8%
				Bedroom 3 (Double)	2.91	2.55	14%	9.09957	11.5	-21%
				Bedroom 4 (Double)	2.90 4	2.55	14%	8.584224	11.5	-25%

		124.7	124	1%	Bedroom 1 (Double)	3.21 2	2.75	17%	13.37476 8	11.5	16%
					Bedroom 2 (Double)	3.38 4	2.55	33%	12.45312	11.5	8%
					Bedroom 3 (Double)	2.91	2.55	14%	9.09957	11.5	-21%
					Bedroom 4 (Double)	2.90 4	2.55	14%	8.584224	11.5	-25%
		124.7	124	1%	Bedroom 1 (Double)	3.21 2	2.75	17%	13.37476 8	11.5	16%
					Bedroom 2 (Double)	3.38 4	2.55	33%	12.45312	11.5	8%
					Bedroom 3 (Double)	2.91	2.55	14%	9.09957	11.5	-21%
					Bedroom 4 (Double)	2.90 4	2.55	14%	8.584224	11.5	-25%
		124.7	124	1%	Bedroom 1 (Double)	3.21 2	2.75	17%	13.37476 8	11.5	16%
					Bedroom 2 (Double)	3.38 4	2.55	33%	12.45312	11.5	8%
					Bedroom 3 (Double)	2.91	2.55	14%	9.09957	11.5	-21%
					Bedroom 4 (Double)	2.90 4	2.55	14%	8.584224	11.5	-25%
		124.7	124	1%	Bedroom 1 (Double)	3.21 2	2.75	17%	13.37476 8	11.5	16%
					Bedroom 2 (Double)	3.38 4	2.55	33%	12.45312	11.5	8%

				Bedroom 3 (Double)	2.91	2.55	14%	9.09957	11.5	-21%
				Bedroom 4 (Double)	2.90 4	2.55	14%	8.584224	11.5	-25%
	124.7	124	1%	Bedroom 1 (Double)	3.21 2	2.75	17%	13.37476 8	11.5	16%
	124.7	124	1%	Bedroom 2 (Double)	3.38 4	2.55	33%	12.45312	11.5	8%
	124.7	124	1%	Bedroom 3 (Double)	2.91	2.55	14%	9.09957	11.5	-21%
	124.7	124	1%	Bedroom 4 (Double)	2.90 4	2.55	14%	8.584224	11.5	-25%
	124.7	124	1%	Bedroom 1 (Double)	3.21 2	2.75	17%	13.37476 8	11.5	16%
	124.7	124	1%	Bedroom 2 (Double)	3.38 4	2.55	33%	12.45312	11.5	8%
	124.7	124	1%	Bedroom 3 (Double)	2.91	2.55	14%	9.09957	11.5	-21%
	124.7	124	1%	Bedroom 4 (Double)	2.90 4	2.55	14%	8.584224	11.5	-25%

		124.7	124	1%	Bedroom 1 (Double)	3.21 2	2.75	17%	13.37476 8	11.5	16%
					Bedroom 2 (Double)	3.38 4	2.55	33%	12.45312	11.5	8%
					Bedroom 3 (Double)	2.91	2.55	14%	9.09957	11.5	-21%
					Bedroom 4 (Double)	2.90 4	2.55	14%	8.584224	11.5	-25%
		124.7	124	1%	Bedroom 1 (Double)	3.21 2	2.75	17%	13.37476 8	11.5	16%
					Bedroom 2 (Double)	3.38 4	2.55	33%	12.45312	11.5	8%
					Bedroom 3 (Double)	2.91	2.55	14%	9.09957	11.5	-21%
					Bedroom 4 (Double)	2.90 4	2.55	14%	8.584224	11.5	-25%
		124.7	124	1%	Bedroom 1 (Double)	3.21 2	2.75	17%	13.37476 8	11.5	16%
					Bedroom 2 (Double)	3.38 4	2.55	33%	12.45312	11.5	8%
					Bedroom 3 (Double)	2.91	2.55	14%	9.09957	11.5	-21%
					Bedroom 4 (Double)	2.90 4	2.55	14%	8.584224	11.5	-25%
		124.7	124	1%	Bedroom 1 (Double)	3.21 2	2.75	17%	13.37476 8	11.5	16%
					Bedroom 2 (Double)	3.38 4	2.55	33%	12.45312	11.5	8%

				Bedroom 3 (Double)	2.91	2.55	14%	9.09957	11.5	-21%
				Bedroom 4 (Double)	2.90 4	2.55	14%	8.584224	11.5	-25%
	124.7	124	1%	Bedroom 1 (Double)	3.21 2	2.75	17%	13.37476 8	11.5	16%
				Bedroom 2 (Double)	3.38 4	2.55	33%	12.45312	11.5	8%
				Bedroom 3 (Double)	2.91	2.55	14%	9.09957	11.5	-21%
				Bedroom 4 (Double)	2.90 4	2.55	14%	8.584224	11.5	-25%
	124.7	124	1%	Bedroom 1 (Double)	3.21 2	2.75	17%	13.37476 8	11.5	16%
				Bedroom 2 (Double)	3.38 4	2.55	33%	12.45312	11.5	8%
				Bedroom 3 (Double)	2.91	2.55	14%	9.09957	11.5	-21%
				Bedroom 4 (Double)	2.90 4	2.55	14%	8.584224	11.5	-25%
	124.7	124	1%	Bedroom 1 (Double)	3.21 2	2.75	17%	13.37476 8	11.5	16%
				Bedroom 2 (Double)	3.38 4	2.55	33%	12.45312	11.5	8%
				Bedroom 3 (Double)	2.91	2.55	14%	9.09957	11.5	-21%
				Bedroom 4 (Double)	2.90 4	2.55	14%	8.584224	11.5	-25%

		115.8	115	1%	Bedroom 1 (Double)	3.84 4	2.75	40%	16.44847 6	11.5	43%
					Bedroom 2 (Double)	2.71	2.55	6%	11.59609	11.5	1%
					Bedroom 3 (Double)	2.81	2.55	10%	10.61618	11.5	-8%
					Bedroom 4 (Single)	2.77	2.15	29%	8.1438	7.5	9%
		115.8	115	1%	Bedroom 1 (Double)	3.84 4	2.75	40%	16.44847 6	11.5	43%
					Bedroom 2 (Double)	2.71	2.55	6%	11.59609	11.5	1%
					Bedroom 3 (Double)	2.81	2.55	10%	10.61618	11.5	-8%
					Bedroom 4 (Single)	2.77	2.15	29%	8.1438	7.5	9%
		115.8	115	1%	Bedroom 1 (Double)	3.84 4	2.75	40%	16.44847 6	11.5	43%
					Bedroom 2 (Double)	2.71	2.55	6%	11.59609	11.5	1%
					Bedroom 3 (Double)	2.81	2.55	10%	10.61618	11.5	-8%
					Bedroom 4 (Single)	2.77	2.15	29%	8.1438	7.5	9%
115.8	115	1%	Bedroom 1 (Double)	3.84 4	2.75	40%	16.44847 6	11.5	43%		
			Bedroom 2 (Double)	2.71	2.55	6%	11.59609	11.5	1%		

					Bedroom 3 (Double)	2.81	2.55	10%	10.61618	11.5	-8%
					Bedroom 4 (Single)	2.77	2.15	29%	8.1438	7.5	9%
		115.8	115	1%	Bedroom 1 (Double)	3.84 4	2.75	40%	16.44847 6	11.5	43%
					Bedroom 2 (Double)	2.71	2.55	6%	11.59609	11.5	1%
					Bedroom 3 (Double)	2.81	2.55	10%	10.61618	11.5	-8%
					Bedroom 4 (Single)	2.77	2.15	29%	8.1438	7.5	9%
		115.8	115	1%	Bedroom 1 (Double)	3.84 4	2.75	40%	16.44847 6	11.5	43%
					Bedroom 2 (Double)	2.71	2.55	6%	11.59609	11.5	1%
					Bedroom 3 (Double)	2.81	2.55	10%	10.61618	11.5	-8%
					Bedroom 4 (Single)	2.77	2.15	29%	8.1438	7.5	9%
		115.8	115	1%	Bedroom 1 (Double)	3.84 4	2.75	40%	16.44847 6	11.5	43%
					Bedroom 2 (Double)	2.71	2.55	6%	11.59609	11.5	1%
					Bedroom 3 (Double)	2.81	2.55	10%	10.61618	11.5	-8%
					Bedroom 4 (Single)	2.77	2.15	29%	8.1438	7.5	9%



		115.8	115	1%	Bedroom 1 (Double)	3.84 4	2.75	40%	16.44847 6	11.5	43%
					Bedroom 2 (Double)	2.71	2.55	6%	11.59609	11.5	1%
					Bedroom 3 (Double)	2.81	2.55	10%	10.61618	11.5	-8%
					Bedroom 4 (Single)	2.77	2.15	29%	8.1438	7.5	9%
		115.8	115	1%	Bedroom 1 (Double)	3.84 4	2.75	40%	16.44847 6	11.5	43%
					Bedroom 2 (Double)	2.71	2.55	6%	11.59609	11.5	1%
					Bedroom 3 (Double)	2.81	2.55	10%	10.61618	11.5	-8%
					Bedroom 4 (Single)	2.77	2.15	29%	8.1438	7.5	9%
		115.8	115	1%	Bedroom 1 (Double)	3.84 4	2.75	40%	16.44847 6	11.5	43%
					Bedroom 2 (Double)	2.71	2.55	6%	11.59609	11.5	1%
					Bedroom 3 (Double)	2.81	2.55	10%	10.61618	11.5	-8%
					Bedroom 4 (Single)	2.77	2.15	29%	8.1438	7.5	9%
115.8	115	1%	Bedroom 1 (Double)	3.84 4	2.75	40%	16.44847 6	11.5	43%		
			Bedroom 2 (Double)	2.71	2.55	6%	11.59609	11.5	1%		

				Bedroom 3 (Double)	2.81	2.55	10%	10.61618	11.5	-8%
				Bedroom 4 (Single)	2.77	2.15	29%	8.1438	7.5	9%
	115.8	115	1%	Bedroom 1 (Double)	3.84 4	2.75	40%	16.44847 6	11.5	43%
				Bedroom 2 (Double)	2.71	2.55	6%	11.59609	11.5	1%
				Bedroom 3 (Double)	2.81	2.55	10%	10.61618	11.5	-8%
				Bedroom 4 (Single)	2.77	2.15	29%	8.1438	7.5	9%
	115.8	115	1%	Bedroom 1 (Double)	3.84 4	2.75	40%	16.44847 6	11.5	43%
				Bedroom 2 (Double)	2.71	2.55	6%	11.59609	11.5	1%
				Bedroom 3 (Double)	2.81	2.55	10%	10.61618	11.5	-8%
				Bedroom 4 (Single)	2.77	2.15	29%	8.1438	7.5	9%
	115.8	115	1%	Bedroom 1 (Double)	3.84 4	2.75	40%	16.44847 6	11.5	43%
				Bedroom 2 (Double)	2.71	2.55	6%	11.59609	11.5	1%
				Bedroom 3 (Double)	2.81	2.55	10%	10.61618	11.5	-8%
				Bedroom 4 (Single)	2.77	2.15	29%	8.1438	7.5	9%

		115.8	115	1%	Bedroom 1 (Double)	3.84 4	2.75	40%	16.44847 6	11.5	43%
					Bedroom 2 (Double)	2.71	2.55	6%	11.59609	11.5	1%
					Bedroom 3 (Double)	2.81	2.55	10%	10.61618	11.5	-8%
					Bedroom 4 (Single)	2.77	2.15	29%	8.1438	7.5	9%
		115.8	115	1%	Bedroom 1 (Double)	3.84 4	2.75	40%	16.44847 6	11.5	43%
					Bedroom 2 (Double)	2.71	2.55	6%	11.59609	11.5	1%
					Bedroom 3 (Double)	2.81	2.55	10%	10.61618	11.5	-8%
					Bedroom 4 (Single)	2.77	2.15	29%	8.1438	7.5	9%
		115.8	115	1%	Bedroom 1 (Double)	3.84 4	2.75	40%	16.44847 6	11.5	43%
					Bedroom 2 (Double)	2.71	2.55	6%	11.59609	11.5	1%
					Bedroom 3 (Double)	2.81	2.55	10%	10.61618	11.5	-8%
					Bedroom 4 (Single)	2.77	2.15	29%	8.1438	7.5	9%
		125.4	124	1%	Bedroom 1 (Double)	4.16 5	2.75	51%	18.41346 5	11.5	60%
					Bedroom 2 (Double)	3.46 2	2.55	36%	12.57398 4	11.5	9%

				Bedroom 3 (Double)	2.76	2.55	8%	9.47232	11.5	-18%
				Bedroom 4 (Double)	2.86	2.55	12%	9.7669	11.5	-15%
	125.4	124	1%	Bedroom 1 (Double)	4.16 5	2.75	51%	18.41346 5	11.5	60%
				Bedroom 2 (Double)	3.46 2	2.55	36%	12.57398 4	11.5	9%
				Bedroom 3 (Double)	2.76	2.55	8%	9.47232	11.5	-18%
				Bedroom 4 (Double)	2.86	2.55	12%	9.7669	11.5	-15%
	125.4	124	1%	Bedroom 1 (Double)	4.16 5	2.75	51%	18.41346 5	11.5	60%
				Bedroom 2 (Double)	3.46 2	2.55	36%	12.57398 4	11.5	9%
				Bedroom 3 (Double)	2.76	2.55	8%	9.47232	11.5	-18%
				Bedroom 4 (Double)	2.86	2.55	12%	9.7669	11.5	-15%
	125.4	124	1%	Bedroom 1 (Double)	4.16 5	2.75	51%	18.41346 5	11.5	60%
				Bedroom 2 (Double)	3.46 2	2.55	36%	12.57398 4	11.5	9%
				Bedroom 3 (Double)	2.76	2.55	8%	9.47232	11.5	-18%
				Bedroom 4 (Double)	2.86	2.55	12%	9.7669	11.5	-15%

		125.4	124	1%	Bedroom 1 (Double)	4.16 5	2.75	51%	18.41346 5	11.5	60%
					Bedroom 2 (Double)	3.46 2	2.55	36%	12.57398 4	11.5	9%
					Bedroom 3 (Double)	2.76	2.55	8%	9.47232	11.5	-18%
					Bedroom 4 (Double)	2.86	2.55	12%	9.7669	11.5	-15%
		125.4	124	1%	Bedroom 1 (Double)	4.16 5	2.75	51%	18.41346 5	11.5	60%
					Bedroom 2 (Double)	3.46 2	2.55	36%	12.57398 4	11.5	9%
					Bedroom 3 (Double)	2.76	2.55	8%	9.47232	11.5	-18%
					Bedroom 4 (Double)	2.86	2.55	12%	9.7669	11.5	-15%
		125.4	124	1%	Bedroom 1 (Double)	4.16 5	2.75	51%	18.41346 5	11.5	60%
					Bedroom 2 (Double)	3.46 2	2.55	36%	12.57398 4	11.5	9%
					Bedroom 3 (Double)	2.76	2.55	8%	9.47232	11.5	-18%
					Bedroom 4 (Double)	2.86	2.55	12%	9.7669	11.5	-15%
125.4	124	1%	Bedroom 1 (Double)	4.16 5	2.75	51%	18.41346 5	11.5	60%		
			Bedroom 2 (Double)	3.46 2	2.55	36%	12.57398 4	11.5	9%		

				Bedroom 3 (Double)	2.76	2.55	8%	9.47232	11.5	-18%
				Bedroom 4 (Double)	2.86	2.55	12%	9.7669	11.5	-15%
	125.4	124	1%	Bedroom 1 (Double)	4.16 5	2.75	51%	18.41346 5	11.5	60%
				Bedroom 2 (Double)	3.46 2	2.55	36%	12.57398 4	11.5	9%
				Bedroom 3 (Double)	2.76	2.55	8%	9.47232	11.5	-18%
				Bedroom 4 (Double)	2.86	2.55	12%	9.7669	11.5	-15%
	125.4	124	1%	Bedroom 1 (Double)	4.16 5	2.75	51%	18.41346 5	11.5	60%
				Bedroom 2 (Double)	3.46 2	2.55	36%	12.57398 4	11.5	9%
				Bedroom 3 (Double)	2.76	2.55	8%	9.47232	11.5	-18%
				Bedroom 4 (Double)	2.86	2.55	12%	9.7669	11.5	-15%
	125.4	124	1%	Bedroom 1 (Double)	4.16 5	2.75	51%	18.41346 5	11.5	60%
				Bedroom 2 (Double)	3.46 2	2.55	36%	12.57398 4	11.5	9%
				Bedroom 3 (Double)	2.76	2.55	8%	9.47232	11.5	-18%
				Bedroom 4 (Double)	2.86	2.55	12%	9.7669	11.5	-15%

		125.4	124	1%	Bedroom 1 (Double)	4.16 5	2.75	51%	18.41346 5	11.5	60%
					Bedroom 2 (Double)	3.46 2	2.55	36%	12.57398 4	11.5	9%
					Bedroom 3 (Double)	2.76	2.55	8%	9.47232	11.5	-18%
					Bedroom 4 (Double)	2.86	2.55	12%	9.7669	11.5	-15%
		125.4	124	1%	Bedroom 1 (Double)	4.16 5	2.75	51%	18.41346 5	11.5	60%
					Bedroom 2 (Double)	3.46 2	2.55	36%	12.57398 4	11.5	9%
					Bedroom 3 (Double)	2.76	2.55	8%	9.47232	11.5	-18%
					Bedroom 4 (Double)	2.86	2.55	12%	9.7669	11.5	-15%
		125.4	124	1%	Bedroom 1 (Double)	4.16 5	2.75	51%	18.41346 5	11.5	60%
					Bedroom 2 (Double)	3.46 2	2.55	36%	12.57398 4	11.5	9%
					Bedroom 3 (Double)	2.76	2.55	8%	9.47232	11.5	-18%
					Bedroom 4 (Double)	2.86	2.55	12%	9.7669	11.5	-15%
		125.4	124	1%	Bedroom 1 (Double)	4.16 5	2.75	51%	18.41346 5	11.5	60%
					Bedroom 2 (Double)	3.46 2	2.55	36%	12.57398 4	11.5	9%

				Bedroom 3 (Double)	2.76	2.55	8%	9.47232	11.5	-18%
				Bedroom 4 (Double)	2.86	2.55	12%	9.7669	11.5	-15%
	125.4	124	1%	Bedroom 1 (Double)	4.16 5	2.75	51%	18.41346 5	11.5	60%
				Bedroom 2 (Double)	3.46 2	2.55	36%	12.57398 4	11.5	9%
				Bedroom 3 (Double)	2.76	2.55	8%	9.47232	11.5	-18%
				Bedroom 4 (Double)	2.86	2.55	12%	9.7669	11.5	-15%
	125.4	124	1%	Bedroom 1 (Double)	4.16 5	2.75	51%	18.41346 5	11.5	60%
				Bedroom 2 (Double)	3.46 2	2.55	36%	12.57398 4	11.5	9%
				Bedroom 3 (Double)	2.76	2.55	8%	9.47232	11.5	-18%
				Bedroom 4 (Double)	2.86	2.55	12%	9.7669	11.5	-15%
	125.4	124	1%	Bedroom 1 (Double)	4.16 5	2.75	51%	18.41346 5	11.5	60%
				Bedroom 2 (Double)	3.46 2	2.55	36%	12.57398 4	11.5	9%
				Bedroom 3 (Double)	2.76	2.55	8%	9.47232	11.5	-18%
				Bedroom 4 (Double)	2.86	2.55	12%	9.7669	11.5	-15%



		125.4	124	1%	Bedroom 1 (Double)	4.16 5	2.75	51%	18.41346 5	11.5	60%
					Bedroom 2 (Double)	3.46 2	2.55	36%	12.57398 4	11.5	9%
					Bedroom 3 (Double)	2.76	2.55	8%	9.47232	11.5	-18%
					Bedroom 4 (Double)	2.86	2.55	12%	9.7669	11.5	-15%
		125.4	124	1%	Bedroom 1 (Double)	4.16 5	2.75	51%	18.41346 5	11.5	60%
					Bedroom 2 (Double)	3.46 2	2.55	36%	12.57398 4	11.5	9%
					Bedroom 3 (Double)	2.76	2.55	8%	9.47232	11.5	-18%
					Bedroom 4 (Double)	2.86	2.55	12%	9.7669	11.5	-15%
		125.4	124	1%	Bedroom 1 (Double)	4.16 5	2.75	51%	18.41346 5	11.5	60%
					Bedroom 2 (Double)	3.46 2	2.55	36%	12.57398 4	11.5	9%
					Bedroom 3 (Double)	2.76	2.55	8%	9.47232	11.5	-18%
					Bedroom 4 (Double)	2.86	2.55	12%	9.7669	11.5	-15%
		125.4	124	1%	Bedroom 1 (Double)	4.16 5	2.75	51%	18.41346 5	11.5	60%
					Bedroom 2 (Double)	3.46 2	2.55	36%	12.57398 4	11.5	9%

				Bedroom 3 (Double)	2.76	2.55	8%	9.47232	11.5	-18%
				Bedroom 4 (Double)	2.86	2.55	12%	9.7669	11.5	-15%
	125.4	124	1%	Bedroom 1 (Double)	4.16 5	2.75	51%	18.41346 5	11.5	60%
				Bedroom 2 (Double)	3.46 2	2.55	36%	12.57398 4	11.5	9%
				Bedroom 3 (Double)	2.76	2.55	8%	9.47232	11.5	-18%
				Bedroom 4 (Double)	2.86	2.55	12%	9.7669	11.5	-15%
	125.4	124	1%	Bedroom 1 (Double)	4.16 5	2.75	51%	18.41346 5	11.5	60%
				Bedroom 2 (Double)	3.46 2	2.55	36%	12.57398 4	11.5	9%
				Bedroom 3 (Double)	2.76	2.55	8%	9.47232	11.5	-18%
				Bedroom 4 (Double)	2.86	2.55	12%	9.7669	11.5	-15%
	125.4	124	1%	Bedroom 1 (Double)	4.16 5	2.75	51%	18.41346 5	11.5	60%
				Bedroom 2 (Double)	3.46 2	2.55	36%	12.57398 4	11.5	9%
				Bedroom 3 (Double)	2.76	2.55	8%	9.47232	11.5	-18%
				Bedroom 4 (Double)	2.86	2.55	12%	9.7669	11.5	-15%

		102.1	121	-16%	Bedroom 1 (Double)	4.86	2.75	77%	34.42824	11.5	199%
					Bedroom 2 (Double)	2.78 4	2.55	9%	8.524608	11.5	-26%
					Bedroom 3 (Single)	2.81 7	2.15	31%	8.183385	7.5	9%
					Bedroom 4 (Single)	1.89 2	2.15	-12%	5.329764	7.5	-29%
		102.1	121	-16%	Bedroom 1 (Double)	4.86	2.75	77%	34.42824	11.5	199%
					Bedroom 2 (Double)	2.78 4	2.55	9%	8.524608	11.5	-26%
					Bedroom 3 (Single)	2.81 7	2.15	31%	8.183385	7.5	9%
					Bedroom 4 (Single)	1.89 2	2.15	-12%	5.329764	7.5	-29%
		102.1	121	-16%	Bedroom 1 (Double)	4.86	2.75	77%	34.42824	11.5	199%
					Bedroom 2 (Double)	2.78 4	2.55	9%	8.524608	11.5	-26%
					Bedroom 3 (Single)	2.81 7	2.15	31%	8.183385	7.5	9%
					Bedroom 4 (Single)	1.89 2	2.15	-12%	5.329764	7.5	-29%
102.1	121	-16%	Bedroom 1 (Double)	4.86	2.75	77%	34.42824	11.5	199%		
			Bedroom 2 (Double)	2.78 4	2.55	9%	8.524608	11.5	-26%		

					Bedroom 3 (Single)	2.81 7	2.15	31%	8.183385	7.5	9%
					Bedroom 4 (Single)	1.89 2	2.15	-12%	5.329764	7.5	-29%
	102.1	121	-16%		Bedroom 1 (Double)	4.86	2.75	77%	34.42824	11.5	199%
	102.1	121	-16%		Bedroom 2 (Double)	2.78 4	2.55	9%	8.524608	11.5	-26%
	102.1	121	-16%		Bedroom 3 (Single)	2.81 7	2.15	31%	8.183385	7.5	9%
	102.1	121	-16%		Bedroom 4 (Single)	1.89 2	2.15	-12%	5.329764	7.5	-29%
	102.1	121	-16%		Bedroom 1 (Double)	4.86	2.75	77%	34.42824	11.5	199%
	102.1	121	-16%		Bedroom 2 (Double)	2.78 4	2.55	9%	8.524608	11.5	-26%
	102.1	121	-16%		Bedroom 3 (Single)	2.81 7	2.15	31%	8.183385	7.5	9%
	102.1	121	-16%		Bedroom 4 (Single)	1.89 2	2.15	-12%	5.329764	7.5	-29%

		102.1	121	-16%	Bedroom 1 (Double)	4.86	2.75	77%	34.42824	11.5	199%
					Bedroom 2 (Double)	2.78 4	2.55	9%	8.524608	11.5	-26%
					Bedroom 3 (Single)	2.81 7	2.15	31%	8.183385	7.5	9%
					Bedroom 4 (Single)	1.89 2	2.15	-12%	5.329764	7.5	-29%
		102.1	121	-16%	Bedroom 1 (Double)	4.86	2.75	77%	34.42824	11.5	199%
					Bedroom 2 (Double)	2.78 4	2.55	9%	8.524608	11.5	-26%
					Bedroom 3 (Single)	2.81 7	2.15	31%	8.183385	7.5	9%
					Bedroom 4 (Single)	1.89 2	2.15	-12%	5.329764	7.5	-29%
		102.1	121	-16%	Bedroom 1 (Double)	4.86	2.75	77%	34.42824	11.5	199%
					Bedroom 2 (Double)	2.78 4	2.55	9%	8.524608	11.5	-26%
					Bedroom 3 (Single)	2.81 7	2.15	31%	8.183385	7.5	9%
					Bedroom 4 (Single)	1.89 2	2.15	-12%	5.329764	7.5	-29%
102.1	121	-16%	Bedroom 1 (Double)	4.86	2.75	77%	34.42824	11.5	199%		
			Bedroom 2 (Double)	2.78 4	2.55	9%	8.524608	11.5	-26%		

					Bedroom 3 (Single)	2.81 7	2.15	31%	8.183385	7.5	9%
					Bedroom 4 (Single)	1.89 2	2.15	-12%	5.329764	7.5	-29%
	102.1	121	-16%		Bedroom 1 (Double)	4.86	2.75	77%	34.42824	11.5	199%
					Bedroom 2 (Double)	2.78 4	2.55	9%	8.524608	11.5	-26%
					Bedroom 3 (Single)	2.81 7	2.15	31%	8.183385	7.5	9%
					Bedroom 4 (Single)	1.89 2	2.15	-12%	5.329764	7.5	-29%
	102.1	121	-16%		Bedroom 1 (Double)	4.86	2.75	77%	34.42824	11.5	199%
					Bedroom 2 (Double)	2.78 4	2.55	9%	8.524608	11.5	-26%
					Bedroom 3 (Single)	2.81 7	2.15	31%	8.183385	7.5	9%
					Bedroom 4 (Single)	1.89 2	2.15	-12%	5.329764	7.5	-29%
	102.1	121	-16%		Bedroom 1 (Double)	4.86	2.75	77%	34.42824	11.5	199%
					Bedroom 2 (Double)	2.78 4	2.55	9%	8.524608	11.5	-26%
					Bedroom 3 (Single)	2.81 7	2.15	31%	8.183385	7.5	9%
					Bedroom 4 (Single)	1.89 2	2.15	-12%	5.329764	7.5	-29%

		102.1	121	-16%	Bedroom 1 (Double)	4.86	2.75	77%	34.42824	11.5	199%
					Bedroom 2 (Double)	2.78 4	2.55	9%	8.524608	11.5	-26%
					Bedroom 3 (Single)	2.81 7	2.15	31%	8.183385	7.5	9%
					Bedroom 4 (Single)	1.89 2	2.15	-12%	5.329764	7.5	-29%
		102.1	121	-16%	Bedroom 1 (Double)	4.86	2.75	77%	34.42824	11.5	199%
					Bedroom 2 (Double)	2.78 4	2.55	9%	8.524608	11.5	-26%
					Bedroom 3 (Single)	2.81 7	2.15	31%	8.183385	7.5	9%
					Bedroom 4 (Single)	1.89 2	2.15	-12%	5.329764	7.5	-29%
		102.1	121	-16%	Bedroom 1 (Double)	4.86	2.75	77%	34.42824	11.5	199%
					Bedroom 2 (Double)	2.78 4	2.55	9%	8.524608	11.5	-26%
					Bedroom 3 (Single)	2.81 7	2.15	31%	8.183385	7.5	9%
					Bedroom 4 (Single)	1.89 2	2.15	-12%	5.329764	7.5	-29%
102.1	121	-16%	Bedroom 1 (Double)	4.86	2.75	77%	34.42824	11.5	199%		
			Bedroom 2 (Double)	2.78 4	2.55	9%	8.524608	11.5	-26%		

					Bedroom 3 (Single)	2.81 7	2.15	31%	8.183385	7.5	9%
					Bedroom 4 (Single)	1.89 2	2.15	-12%	5.329764	7.5	-29%
	102.1	121	-16%		Bedroom 1 (Double)	4.86	2.75	77%	34.42824	11.5	199%
	102.1	121	-16%		Bedroom 2 (Double)	2.78 4	2.55	9%	8.524608	11.5	-26%
	102.1	121	-16%		Bedroom 3 (Single)	2.81 7	2.15	31%	8.183385	7.5	9%
	102.1	121	-16%		Bedroom 4 (Single)	1.89 2	2.15	-12%	5.329764	7.5	-29%
	102.1	121	-16%		Bedroom 1 (Double)	4.86	2.75	77%	34.42824	11.5	199%
	102.1	121	-16%		Bedroom 2 (Double)	2.78 4	2.55	9%	8.524608	11.5	-26%
	102.1	121	-16%		Bedroom 3 (Single)	2.81 7	2.15	31%	8.183385	7.5	9%
	102.1	121	-16%		Bedroom 4 (Single)	1.89 2	2.15	-12%	5.329764	7.5	-29%



		102.1	121	-16%	Bedroom 1 (Double)	4.86	2.75	77%	34.42824	11.5	199%
					Bedroom 2 (Double)	2.78 4	2.55	9%	8.524608	11.5	-26%
					Bedroom 3 (Single)	2.81 7	2.15	31%	8.183385	7.5	9%
					Bedroom 4 (Single)	1.89 2	2.15	-12%	5.329764	7.5	-29%
		102.1	121	-16%	Bedroom 1 (Double)	4.86	2.75	77%	34.42824	11.5	199%
					Bedroom 2 (Double)	2.78 4	2.55	9%	8.524608	11.5	-26%
					Bedroom 3 (Single)	2.81 7	2.15	31%	8.183385	7.5	9%
					Bedroom 4 (Single)	1.89 2	2.15	-12%	5.329764	7.5	-29%
		102.1	121	-16%	Bedroom 1 (Double)	4.86	2.75	77%	34.42824	11.5	199%
					Bedroom 2 (Double)	2.78 4	2.55	9%	8.524608	11.5	-26%
					Bedroom 3 (Single)	2.81 7	2.15	31%	8.183385	7.5	9%
					Bedroom 4 (Single)	1.89 2	2.15	-12%	5.329764	7.5	-29%
102.1	121	-16%	Bedroom 1 (Double)	4.86	2.75	77%	34.42824	11.5	199%		
			Bedroom 2 (Double)	2.78 4	2.55	9%	8.524608	11.5	-26%		

					Bedroom 3 (Single)	2.81 7	2.15	31%	8.183385	7.5	9%
					Bedroom 4 (Single)	1.89 2	2.15	-12%	5.329764	7.5	-29%
	102.1	121	-16%		Bedroom 1 (Double)	4.86	2.75	77%	34.42824	11.5	199%
	102.1	121	-16%		Bedroom 2 (Double)	2.78 4	2.55	9%	8.524608	11.5	-26%
	102.1	121	-16%		Bedroom 3 (Single)	2.81 7	2.15	31%	8.183385	7.5	9%
	102.1	121	-16%		Bedroom 4 (Single)	1.89 2	2.15	-12%	5.329764	7.5	-29%
	102.1	121	-16%		Bedroom 1 (Double)	4.86	2.75	77%	34.42824	11.5	199%
	102.1	121	-16%		Bedroom 2 (Double)	2.78 4	2.55	9%	8.524608	11.5	-26%
	102.1	121	-16%		Bedroom 3 (Single)	2.81 7	2.15	31%	8.183385	7.5	9%
	102.1	121	-16%		Bedroom 4 (Single)	1.89 2	2.15	-12%	5.329764	7.5	-29%

		102.1	121	-16%	Bedroom 1 (Double)	4.86	2.75	77%	34.42824	11.5	199%
					Bedroom 2 (Double)	2.78 4	2.55	9%	8.524608	11.5	-26%
					Bedroom 3 (Single)	2.81 7	2.15	31%	8.183385	7.5	9%
					Bedroom 4 (Single)	1.89 2	2.15	-12%	5.329764	7.5	-29%
		102.1	121	-16%	Bedroom 1 (Double)	4.86	2.75	77%	34.42824	11.5	199%
					Bedroom 2 (Double)	2.78 4	2.55	9%	8.524608	11.5	-26%
					Bedroom 3 (Single)	2.81 7	2.15	31%	8.183385	7.5	9%
					Bedroom 4 (Single)	1.89 2	2.15	-12%	5.329764	7.5	-29%
		102.1	121	-16%	Bedroom 1 (Double)	4.86	2.75	77%	34.42824	11.5	199%
					Bedroom 2 (Double)	2.78 4	2.55	9%	8.524608	11.5	-26%
					Bedroom 3 (Single)	2.81 7	2.15	31%	8.183385	7.5	9%
					Bedroom 4 (Single)	1.89 2	2.15	-12%	5.329764	7.5	-29%
102.1	121	-16%	Bedroom 1 (Double)	4.86	2.75	77%	34.42824	11.5	199%		
			Bedroom 2 (Double)	2.78 4	2.55	9%	8.524608	11.5	-26%		

					Bedroom 3 (Single)	2.81 7	2.15	31%	8.183385	7.5	9%
					Bedroom 4 (Single)	1.89 2	2.15	-12%	5.329764	7.5	-29%
	102.1	121	-16%		Bedroom 1 (Double)	4.86	2.75	77%	34.42824	11.5	199%
	102.1	121	-16%		Bedroom 2 (Double)	2.78 4	2.55	9%	8.524608	11.5	-26%
	102.1	121	-16%		Bedroom 3 (Single)	2.81 7	2.15	31%	8.183385	7.5	9%
	102.1	121	-16%		Bedroom 4 (Single)	1.89 2	2.15	-12%	5.329764	7.5	-29%
	102.1	121	-16%		Bedroom 1 (Double)	4.86	2.75	77%	34.42824	11.5	199%
	102.1	121	-16%		Bedroom 2 (Double)	2.78 4	2.55	9%	8.524608	11.5	-26%
	102.1	121	-16%		Bedroom 3 (Single)	2.81 7	2.15	31%	8.183385	7.5	9%
	102.1	121	-16%		Bedroom 4 (Single)	1.89 2	2.15	-12%	5.329764	7.5	-29%

		102.1	121	-16%	Bedroom 1 (Double)	4.86	2.75	77%	34.42824	11.5	199%
					Bedroom 2 (Double)	2.78 4	2.55	9%	8.524608	11.5	-26%
					Bedroom 3 (Single)	2.81 7	2.15	31%	8.183385	7.5	9%
					Bedroom 4 (Single)	1.89 2	2.15	-12%	5.329764	7.5	-29%
		102.1	121	-16%	Bedroom 1 (Double)	4.86	2.75	77%	34.42824	11.5	199%
					Bedroom 2 (Double)	2.78 4	2.55	9%	8.524608	11.5	-26%
					Bedroom 3 (Single)	2.81 7	2.15	31%	8.183385	7.5	9%
					Bedroom 4 (Single)	1.89 2	2.15	-12%	5.329764	7.5	-29%
		130.19	124	5%	Bedroom 1 (Double)	3.18 5	2.75	16%	13.20819 5	11.5	15%
					Bedroom 2 (Double)	3.06 2	2.55	20%	11.47943 8	11.5	0%
					Bedroom 3 (Double)	2.47 8	2.55	-3%	8.296344	11.5	-28%
					Bedroom 4 (Double)	2.44 8	2.55	-4%	9.175104	11.5	-20%
140.93	124	14%	Bedroom 1 (Double)	3.82 2	2.75	39%	15.32622	11.5	33%		
			Bedroom 2 (Double)	3.64 8	2.55	43%	14.76710 4	11.5	28%		

				Bedroom 3 (Double)	2.70 7	2.55	6%	11.67258 4	11.5	2%
				Bedroom 4 (Double)	2.86	2.55	12%	11.68024	11.5	2%
	140.93	124	14%	Bedroom 1 (Double)	3.82 2	2.75	39%	15.32622	11.5	33%
	140.93	124	14%	Bedroom 2 (Double)	3.64 8	2.55	43%	14.76710 4	11.5	28%
	140.93	124	14%	Bedroom 3 (Double)	2.70 7	2.55	6%	11.67258 4	11.5	2%
	140.93	124	14%	Bedroom 4 (Double)	2.86	2.55	12%	11.68024	11.5	2%
	140.93	124	14%	Bedroom 1 (Double)	3.82 2	2.75	39%	15.32622	11.5	33%
	140.93	124	14%	Bedroom 2 (Double)	3.64 8	2.55	43%	14.76710 4	11.5	28%
	140.93	124	14%	Bedroom 3 (Double)	2.70 7	2.55	6%	11.67258 4	11.5	2%
	140.93	124	14%	Bedroom 4 (Double)	2.86	2.55	12%	11.68024	11.5	2%

		140.93	124	14%	Bedroom 1 (Double)	3.82 2	2.75	39%	15.32622	11.5	33%
					Bedroom 2 (Double)	3.64 8	2.55	43%	14.76710 4	11.5	28%
					Bedroom 3 (Double)	2.70 7	2.55	6%	11.67258 4	11.5	2%
					Bedroom 4 (Double)	2.86	2.55	12%	11.68024	11.5	2%
		140.93	124	14%	Bedroom 1 (Double)	3.82 2	2.75	39%	15.32622	11.5	33%
					Bedroom 2 (Double)	3.64 8	2.55	43%	14.76710 4	11.5	28%
					Bedroom 3 (Double)	2.70 7	2.55	6%	11.67258 4	11.5	2%
					Bedroom 4 (Double)	2.86	2.55	12%	11.68024	11.5	2%
		140.93	124	14%	Bedroom 1 (Double)	3.82 2	2.75	39%	15.32622	11.5	33%
					Bedroom 2 (Double)	3.64 8	2.55	43%	14.76710 4	11.5	28%
					Bedroom 3 (Double)	2.70 7	2.55	6%	11.67258 4	11.5	2%
					Bedroom 4 (Double)	2.86	2.55	12%	11.68024	11.5	2%
		140.93	124	14%	Bedroom 1 (Double)	3.82 2	2.75	39%	15.32622	11.5	33%
					Bedroom 2 (Double)	3.64 8	2.55	43%	14.76710 4	11.5	28%

				Bedroom 3 (Double)	2.70 7	2.55	6%	11.67258 4	11.5	2%
				Bedroom 4 (Double)	2.86	2.55	12%	11.68024	11.5	2%
	140.93	124	14%	Bedroom 1 (Double)	3.82 2	2.75	39%	15.32622	11.5	33%
				Bedroom 2 (Double)	3.64 8	2.55	43%	14.76710 4	11.5	28%
				Bedroom 3 (Double)	2.70 7	2.55	6%	11.67258 4	11.5	2%
				Bedroom 4 (Double)	2.86	2.55	12%	11.68024	11.5	2%
	140.93	124	14%	Bedroom 1 (Double)	3.82 2	2.75	39%	15.32622	11.5	33%
				Bedroom 2 (Double)	3.64 8	2.55	43%	14.76710 4	11.5	28%
				Bedroom 3 (Double)	2.70 7	2.55	6%	11.67258 4	11.5	2%
				Bedroom 4 (Double)	2.86	2.55	12%	11.68024	11.5	2%
	138.75	115	21%	Bedroom 1 (Double)	4.22 7	2.75	54%	19.84576 5	11.5	73%
				Bedroom 2 (Double)	3.01	2.55	18%	10.18885	11.5	-11%
				Bedroom 3 (Double)	3.03 8	2.55	19%	10.28363	11.5	-11%
				Bedroom 4 (Single)	1.96	2.15	-9%	5.8212	7.5	-22%



		138.75	115	21%	Bedroom 1 (Double)	4.22 7	2.75	54%	19.84576 5	11.5	73%
					Bedroom 2 (Double)	3.01	2.55	18%	10.18885	11.5	-11%
					Bedroom 3 (Double)	3.03 8	2.55	19%	10.28363	11.5	-11%
					Bedroom 4 (Single)	1.96	2.15	-9%	5.8212	7.5	-22%
		138.75	115	21%	Bedroom 1 (Double)	4.22 7	2.75	54%	19.84576 5	11.5	73%
					Bedroom 2 (Double)	3.01	2.55	18%	10.18885	11.5	-11%
					Bedroom 3 (Double)	3.03 8	2.55	19%	10.28363	11.5	-11%
					Bedroom 4 (Single)	1.96	2.15	-9%	5.8212	7.5	-22%
		138.75	115	21%	Bedroom 1 (Double)	4.22 7	2.75	54%	19.84576 5	11.5	73%
					Bedroom 2 (Double)	3.01	2.55	18%	10.18885	11.5	-11%
					Bedroom 3 (Double)	3.03 8	2.55	19%	10.28363	11.5	-11%
					Bedroom 4 (Single)	1.96	2.15	-9%	5.8212	7.5	-22%
		138.75	115	21%	Bedroom 1 (Double)	4.22 7	2.75	54%	19.84576 5	11.5	73%
					Bedroom 2 (Double)	3.01	2.55	18%	10.18885	11.5	-11%

				Bedroom 3 (Double)	3.03 8	2.55	19%	10.28363	11.5	-11%
				Bedroom 4 (Single)	1.96	2.15	-9%	5.8212	7.5	-22%
	138.75	115	21%	Bedroom 1 (Double)	4.22 7	2.75	54%	19.84576 5	11.5	73%
				Bedroom 2 (Double)	3.01	2.55	18%	10.18885	11.5	-11%
				Bedroom 3 (Double)	3.03 8	2.55	19%	10.28363	11.5	-11%
				Bedroom 4 (Single)	1.96	2.15	-9%	5.8212	7.5	-22%
	138.75	115	21%	Bedroom 1 (Double)	4.22 7	2.75	54%	19.84576 5	11.5	73%
				Bedroom 2 (Double)	3.01	2.55	18%	10.18885	11.5	-11%
				Bedroom 3 (Double)	3.03 8	2.55	19%	10.28363	11.5	-11%
				Bedroom 4 (Single)	1.96	2.15	-9%	5.8212	7.5	-22%
	138.75	115	21%	Bedroom 1 (Double)	4.22 7	2.75	54%	19.84576 5	11.5	73%
				Bedroom 2 (Double)	3.01	2.55	18%	10.18885	11.5	-11%
				Bedroom 3 (Double)	3.03 8	2.55	19%	10.28363	11.5	-11%
				Bedroom 4 (Single)	1.96	2.15	-9%	5.8212	7.5	-22%

		138.75	115	21%	Bedroom 1 (Double)	4.22 7	2.75	54%	19.84576 5	11.5	73%
					Bedroom 2 (Double)	3.01	2.55	18%	10.18885	11.5	-11%
					Bedroom 3 (Double)	3.03 8	2.55	19%	10.28363	11.5	-11%
					Bedroom 4 (Single)	1.96	2.15	-9%	5.8212	7.5	-22%
		138.75	115	21%	Bedroom 1 (Double)	4.22 7	2.75	54%	19.84576 5	11.5	73%
					Bedroom 2 (Double)	3.01	2.55	18%	10.18885	11.5	-11%
					Bedroom 3 (Double)	3.03 8	2.55	19%	10.28363	11.5	-11%
					Bedroom 4 (Single)	1.96	2.15	-9%	5.8212	7.5	-22%
		154.62	115	34%	Bedroom 1 (Double)	3.57 2	2.75	30%	13.47358 4	11.5	17%
					Bedroom 2 (Double)	3.09 7	2.55	21%	11.14610 3	11.5	-3%
					Bedroom 3 (Double)	2.93 4	2.55	15%	10.47438	11.5	-9%
					Bedroom 4 (Single)	3.09 6	2.15	44%	10.26943 2	7.5	37%
154.62	115	34%	Bedroom 1 (Double)	3.57 2	2.75	30%	13.47358 4	11.5	17%		
			Bedroom 2 (Double)	3.09 7	2.55	21%	11.14610 3	11.5	-3%		

					Bedroom 3 (Double)	2.93 4	2.55	15%	10.47438	11.5	-9%
					Bedroom 4 (Single)	3.09 6	2.15	44%	10.26943 2	7.5	37%
					Bedroom 1 (Double)	3.57 2	2.75	30%	13.47358 4	11.5	17%
					Bedroom 2 (Double)	3.09 7	2.55	21%	11.14610 3	11.5	-3%
		154.62	115	34%	Bedroom 3 (Double)	2.93 4	2.55	15%	10.47438	11.5	-9%
		Bedroom 4 (Single)	3.09 6	2.15	44%	10.26943 2	7.5	37%			
		154.62	115	34%	Bedroom 1 (Double)	3.57 2	2.75	30%	13.47358 4	11.5	17%
					Bedroom 2 (Double)	3.09 7	2.55	21%	11.14610 3	11.5	-3%
					Bedroom 3 (Double)	2.93 4	2.55	15%	10.47438	11.5	-9%
					Bedroom 4 (Single)	3.09 6	2.15	44%	10.26943 2	7.5	37%
		121.5	130	-7%	Bedroom 1 (Double)	3.41	2.75	24%	17.2205	11.5	50%
					Bedroom 2 (Double)	3.41	2.55	34%	13.1967	11.5	15%
					Bedroom 3 (Double)	2.79 4	2.55	10%	10.81278	11.5	-6%
					Bedroom 4 (Double)	2.79 4	2.55	10%	9.155938	11.5	-20%

		121.5	130	-7%	Bedroom 1 (Double)	3.41	2.75	24%	17.2205	11.5	50%
					Bedroom 2 (Double)	3.41	2.55	34%	13.1967	11.5	15%
					Bedroom 3 (Double)	2.79 4	2.55	10%	10.81278	11.5	-6%
					Bedroom 4 (Double)	2.79 4	2.55	10%	9.155938	11.5	-20%
		121.5	130	-7%	Bedroom 1 (Double)	3.41	2.75	24%	17.2205	11.5	50%
					Bedroom 2 (Double)	3.41	2.55	34%	13.1967	11.5	15%
					Bedroom 3 (Double)	2.79 4	2.55	10%	10.81278	11.5	-6%
					Bedroom 4 (Double)	2.79 4	2.55	10%	9.155938	11.5	-20%
		121.5	130	-7%	Bedroom 1 (Double)	3.41	2.75	24%	17.2205	11.5	50%
					Bedroom 2 (Double)	3.41	2.55	34%	13.1967	11.5	15%
					Bedroom 3 (Double)	2.79 4	2.55	10%	10.81278	11.5	-6%
					Bedroom 4 (Double)	2.79 4	2.55	10%	9.155938	11.5	-20%
121.5	130	-7%	Bedroom 1 (Double)	3.41	2.75	24%	17.2205	11.5	50%		
			Bedroom 2 (Double)	3.41	2.55	34%	13.1967	11.5	15%		

					Bedroom 3 (Double)	2.79 4	2.55	10%	10.81278	11.5	-6%
					Bedroom 4 (Double)	2.79 4	2.55	10%	9.155938	11.5	-20%
		121.5	130	-7%	Bedroom 1 (Double)	3.41	2.75	24%	17.2205	11.5	50%
					Bedroom 2 (Double)	3.41	2.55	34%	13.1967	11.5	15%
					Bedroom 3 (Double)	2.79 4	2.55	10%	10.81278	11.5	-6%
					Bedroom 4 (Double)	2.79 4	2.55	10%	9.155938	11.5	-20%
		121.5	130	-7%	Bedroom 1 (Double)	3.41	2.75	24%	17.2205	11.5	50%
					Bedroom 2 (Double)	3.41	2.55	34%	13.1967	11.5	15%
					Bedroom 3 (Double)	2.79 4	2.55	10%	10.81278	11.5	-6%
					Bedroom 4 (Double)	2.79 4	2.55	10%	9.155938	11.5	-20%
		121.5	130	-7%	Bedroom 1 (Double)	3.41	2.75	24%	17.2205	11.5	50%
					Bedroom 2 (Double)	3.41	2.55	34%	13.1967	11.5	15%
					Bedroom 3 (Double)	2.79 4	2.55	10%	10.81278	11.5	-6%
					Bedroom 4 (Double)	2.79 4	2.55	10%	9.155938	11.5	-20%

		121.5	130	-7%	Bedroom 1 (Double)	3.41	2.75	24%	17.2205	11.5	50%
					Bedroom 2 (Double)	3.41	2.55	34%	13.1967	11.5	15%
					Bedroom 3 (Double)	2.79 4	2.55	10%	10.81278	11.5	-6%
					Bedroom 4 (Double)	2.79 4	2.55	10%	9.155938	11.5	-20%
		121.5	130	-7%	Bedroom 1 (Double)	3.41	2.75	24%	17.2205	11.5	50%
					Bedroom 2 (Double)	3.41	2.55	34%	13.1967	11.5	15%
					Bedroom 3 (Double)	2.79 4	2.55	10%	10.81278	11.5	-6%
					Bedroom 4 (Double)	2.79 4	2.55	10%	9.155938	11.5	-20%
		121.5	130	-7%	Bedroom 1 (Double)	3.41	2.75	24%	17.2205	11.5	50%
					Bedroom 2 (Double)	3.41	2.55	34%	13.1967	11.5	15%
					Bedroom 3 (Double)	2.79 4	2.55	10%	10.81278	11.5	-6%
					Bedroom 4 (Double)	2.79 4	2.55	10%	9.155938	11.5	-20%
121.5	130	-7%	Bedroom 1 (Double)	3.41	2.75	24%	17.2205	11.5	50%		
			Bedroom 2 (Double)	3.41	2.55	34%	13.1967	11.5	15%		

					Bedroom 3 (Double)	2.79 4	2.55	10%	10.81278	11.5	-6%
					Bedroom 4 (Double)	2.79 4	2.55	10%	9.155938	11.5	-20%
		121.5	130	-7%	Bedroom 1 (Double)	3.41	2.75	24%	17.2205	11.5	50%
					Bedroom 2 (Double)	3.41	2.55	34%	13.1967	11.5	15%
					Bedroom 3 (Double)	2.79 4	2.55	10%	10.81278	11.5	-6%
					Bedroom 4 (Double)	2.79 4	2.55	10%	9.155938	11.5	-20%
		121.5	130	-7%	Bedroom 1 (Double)	3.41	2.75	24%	17.2205	11.5	50%
					Bedroom 2 (Double)	3.41	2.55	34%	13.1967	11.5	15%
					Bedroom 3 (Double)	2.79 4	2.55	10%	10.81278	11.5	-6%
					Bedroom 4 (Double)	2.79 4	2.55	10%	9.155938	11.5	-20%
		121.5	130	-7%	Bedroom 1 (Double)	3.41	2.75	24%	17.2205	11.5	50%
					Bedroom 2 (Double)	3.41	2.55	34%	13.1967	11.5	15%
Bedroom 3 (Double)	2.79 4				2.55	10%	10.81278	11.5	-6%		
Bedroom 4 (Double)	2.79 4				2.55	10%	9.155938	11.5	-20%		



		121.5	130	-7%	Bedroom 1 (Double)	3.41	2.75	24%	17.2205	11.5	50%
					Bedroom 2 (Double)	3.41	2.55	34%	13.1967	11.5	15%
					Bedroom 3 (Double)	2.79 4	2.55	10%	10.81278	11.5	-6%
					Bedroom 4 (Double)	2.79 4	2.55	10%	9.155938	11.5	-20%
		121.5	130	-7%	Bedroom 1 (Double)	3.41	2.75	24%	17.2205	11.5	50%
					Bedroom 2 (Double)	3.41	2.55	34%	13.1967	11.5	15%
					Bedroom 3 (Double)	2.79 4	2.55	10%	10.81278	11.5	-6%
					Bedroom 4 (Double)	2.79 4	2.55	10%	9.155938	11.5	-20%
		121.5	130	-7%	Bedroom 1 (Double)	3.41	2.75	24%	17.2205	11.5	50%
					Bedroom 2 (Double)	3.41	2.55	34%	13.1967	11.5	15%
					Bedroom 3 (Double)	2.79 4	2.55	10%	10.81278	11.5	-6%
					Bedroom 4 (Double)	2.79 4	2.55	10%	9.155938	11.5	-20%
		159	128	24%	Bedroom 1 (Double)	3.32 2	2.75	21%	15.31774 2	11.5	33%
					Bedroom 2 (Double)	3.20 5	2.55	26%	13.03153	11.5	13%

				Bedroom 3 (Double)	3.23 5	2.55	27%	11.37426	11.5	-1%
				Bedroom 4 (Double)	2.84	2.55	11%	9.98544	11.5	-13%
				Bedroom 5 (Double)	3.26 9	2.55	28%	11.19959 4	11.5	-3%
	159	128	24%	Bedroom 1 (Double)	3.32 2	2.75	21%	15.31774 2	11.5	33%
				Bedroom 2 (Double)	3.20 5	2.55	26%	13.03153	11.5	13%
				Bedroom 3 (Double)	3.23 5	2.55	27%	11.37426	11.5	-1%
				Bedroom 4 (Double)	2.84	2.55	11%	9.98544	11.5	-13%
				Bedroom 5 (Double)	3.26 9	2.55	28%	11.19959 4	11.5	-3%
	159	128	24%	Bedroom 1 (Double)	3.32 2	2.75	21%	15.31774 2	11.5	33%
				Bedroom 2 (Double)	3.20 5	2.55	26%	13.03153	11.5	13%
				Bedroom 3 (Double)	3.23 5	2.55	27%	11.37426	11.5	-1%
				Bedroom 4 (Double)	2.84	2.55	11%	9.98544	11.5	-13%
				Bedroom 5 (Double)	3.26 9	2.55	28%	11.19959 4	11.5	-3%
	159	128	24%	Bedroom 1 (Double)	3.32 2	2.75	21%	15.31774 2	11.5	33%

				Bedroom 2 (Double)	3.20 5	2.55	26%	13.03153	11.5	13%
				Bedroom 3 (Double)	3.23 5	2.55	27%	11.37426	11.5	-1%
				Bedroom 4 (Double)	2.84	2.55	11%	9.98544	11.5	-13%
				Bedroom 5 (Double)	3.26 9	2.55	28%	11.19959 4	11.5	-3%
	159	128	24%	Bedroom 1 (Double)	3.32 2	2.75	21%	15.31774 2	11.5	33%
				Bedroom 2 (Double)	3.20 5	2.55	26%	13.03153	11.5	13%
				Bedroom 3 (Double)	3.23 5	2.55	27%	11.37426	11.5	-1%
				Bedroom 4 (Double)	2.84	2.55	11%	9.98544	11.5	-13%
				Bedroom 5 (Double)	3.26 9	2.55	28%	11.19959 4	11.5	-3%
	159	128	24%	Bedroom 1 (Double)	3.32 2	2.75	21%	15.31774 2	11.5	33%
				Bedroom 2 (Double)	3.20 5	2.55	26%	13.03153	11.5	13%
				Bedroom 3 (Double)	3.23 5	2.55	27%	11.37426	11.5	-1%
				Bedroom 4 (Double)	2.84	2.55	11%	9.98544	11.5	-13%
				Bedroom 5 (Double)	3.26 9	2.55	28%	11.19959 4	11.5	-3%

		159	128	24%	Bedroom 1 (Double)	3.32 2	2.75	21%	15.31774 2	11.5	33%
					Bedroom 2 (Double)	3.20 5	2.55	26%	13.03153	11.5	13%
					Bedroom 3 (Double)	3.23 5	2.55	27%	11.37426	11.5	-1%
					Bedroom 4 (Double)	2.84	2.55	11%	9.98544	11.5	-13%
					Bedroom 5 (Double)	3.26 9	2.55	28%	11.19959 4	11.5	-3%
		159	128	24%	Bedroom 1 (Double)	3.32 2	2.75	21%	15.31774 2	11.5	33%
					Bedroom 2 (Double)	3.20 5	2.55	26%	13.03153	11.5	13%
					Bedroom 3 (Double)	3.23 5	2.55	27%	11.37426	11.5	-1%
					Bedroom 4 (Double)	2.84	2.55	11%	9.98544	11.5	-13%
					Bedroom 5 (Double)	3.26 9	2.55	28%	11.19959 4	11.5	-3%
		159	128	24%	Bedroom 1 (Double)	3.32 2	2.75	21%	15.31774 2	11.5	33%
					Bedroom 2 (Double)	3.20 5	2.55	26%	13.03153	11.5	13%
					Bedroom 3 (Double)	3.23 5	2.55	27%	11.37426	11.5	-1%
					Bedroom 4 (Double)	2.84	2.55	11%	9.98544	11.5	-13%

					Bedroom 5 (Double)	3.26 9	2.55	28%	11.19959 4	11.5	-3%
		159	128	24%	Bedroom 1 (Double)	3.32 2	2.75	21%	15.31774 2	11.5	33%
					Bedroom 2 (Double)	3.20 5	2.55	26%	13.03153	11.5	13%
					Bedroom 3 (Double)	3.23 5	2.55	27%	11.37426	11.5	-1%
					Bedroom 4 (Double)	2.84	2.55	11%	9.98544	11.5	-13%
					Bedroom 5 (Double)	3.26 9	2.55	28%	11.19959 4	11.5	-3%
		159	128	24%	Bedroom 1 (Double)	3.32 2	2.75	21%	15.31774 2	11.5	33%
					Bedroom 2 (Double)	3.20 5	2.55	26%	13.03153	11.5	13%
					Bedroom 3 (Double)	3.23 5	2.55	27%	11.37426	11.5	-1%
					Bedroom 4 (Double)	2.84	2.55	11%	9.98544	11.5	-13%
					Bedroom 5 (Double)	3.26 9	2.55	28%	11.19959 4	11.5	-3%
		159	128	24%	Bedroom 1 (Double)	3.32 2	2.75	21%	15.31774 2	11.5	33%
					Bedroom 2 (Double)	3.20 5	2.55	26%	13.03153	11.5	13%
					Bedroom 3 (Double)	3.23 5	2.55	27%	11.37426	11.5	-1%

		159	128	24%	Bedroom 4 (Double)	2.84	2.55	11%	9.98544	11.5	-13%
					Bedroom 5 (Double)	3.269	2.55	28%	11.199594	11.5	-3%
					Bedroom 1 (Double)	3.322	2.75	21%	15.317742	11.5	33%
					Bedroom 2 (Double)	3.205	2.55	26%	13.03153	11.5	13%
					Bedroom 3 (Double)	3.235	2.55	27%	11.37426	11.5	-1%
					Bedroom 4 (Double)	2.84	2.55	11%	9.98544	11.5	-13%
					Bedroom 5 (Double)	3.269	2.55	28%	11.199594	11.5	-3%
Land Off Windsor Place, Land Off Windsor Place, Congleton, CW12 3ET	16/1716 C	143.23	130	10%	Bedroom 1 (Double)	3.718	2.75	35%	17.39	11.5	51%
					Bedroom 2 (Double)	2.829	2.55	11%	13.182	11.5	15%
					Bedroom 3 (Double)	3.573	2.55	40%	18.307	11.5	59%
					Bedroom 4 (Double)	3.786	2.55	48%	16.063	11.5	40%
		143.23	130	10%	Bedroom 1 (Double)	3.718	2.75	35%	17.39	11.5	51%
					Bedroom 2 (Double)	2.829	2.55	11%	13.182	11.5	15%
Bedroom 3 (Double)	3.573				2.55	40%	18.307	11.5	59%		

				Bedroom 4 (Double)	3.78 6	2.55	48%	16.063	11.5	40%	
		143.23	108	33%	Bedroom 1 (Double)	3.70 1	2.75	35%	28.884	11.5	151%
					Bedroom 2 (Double)	3.92 4	2.55	54%	15.591	11.5	36%
					Bedroom 3 (Double)	3.68 6	2.55	45%	17.113	11.5	49%
		143.23	108	33%	Bedroom 1 (Double)	3.70 1	2.75	35%	28.884	11.5	151%
					Bedroom 2 (Double)	3.92 4	2.55	54%	15.591	11.5	36%
					Bedroom 3 (Double)	3.68 6	2.55	45%	17.113	11.5	49%
		143.23	108	33%	Bedroom 1 (Double)	3.70 1	2.75	35%	28.884	11.5	151%
					Bedroom 2 (Double)	3.92 4	2.55	54%	15.591	11.5	36%
					Bedroom 3 (Double)	3.68 6	2.55	45%	17.113	11.5	49%
		143.23	108	33%	Bedroom 1 (Double)	3.70 1	2.75	35%	28.884	11.5	151%
					Bedroom 2 (Double)	3.92 4	2.55	54%	15.591	11.5	36%
					Bedroom 3 (Double)	3.68 6	2.55	45%	17.113	11.5	49%
		143.23	130	10%	Bedroom 1 (Double)	3.71 8	2.75	35%	17.39	11.5	51%

				Bedroom 2 (Double)	2.82 9	2.55	11%	13.182	11.5	15%
				Bedroom 3 (Double)	3.57 3	2.55	40%	18.307	11.5	59%
				Bedroom 4 (Double)	3.78 6	2.55	48%	16.063	11.5	40%
	143.23	130	10%	Bedroom 1 (Double)	3.71 8	2.75	35%	17.39	11.5	51%
				Bedroom 2 (Double)	2.82 9	2.55	11%	13.182	11.5	15%
				Bedroom 3 (Double)	3.57 3	2.55	40%	18.307	11.5	59%
				Bedroom 4 (Double)	3.78 6	2.55	48%	16.063	11.5	40%
	143.23	108	33%	Bedroom 1 (Double)	3.70 1	2.75	35%	28.884	11.5	151%
				Bedroom 2 (Double)	3.92 4	2.55	54%	15.591	11.5	36%
				Bedroom 3 (Double)	3.68 6	2.55	45%	17.113	11.5	49%
	143.23	108	33%	Bedroom 1 (Double)	3.70 1	2.75	35%	28.884	11.5	151%
				Bedroom 2 (Double)	3.92 4	2.55	54%	15.591	11.5	36%
				Bedroom 3 (Double)	3.68 6	2.55	45%	17.113	11.5	49%
	143.23	108	33%	Bedroom 1 (Double)	3.70 1	2.75	35%	28.884	11.5	151%



		143.23	108	33%	Bedroom 2 (Double)	3.92 4	2.55	54%	15.591	11.5	36%
					Bedroom 3 (Double)	3.68 6	2.55	45%	17.113	11.5	49%
					Bedroom 1 (Double)	3.70 1	2.75	35%	28.884	11.5	151%
					Bedroom 2 (Double)	3.92 4	2.55	54%	15.591	11.5	36%
					Bedroom 3 (Double)	3.68 6	2.55	45%	17.113	11.5	49%
Haulage depot rear of 13, Congleton Road, Sandbach	15/2134 C	62.648	79	-21%	Bedroom 1 (Double)	3.23 7	2.75	18%	11.6	11.5	1%
					Bedroom 2 (Double)	2.55 9	2.55	0%	10.169	11.5	-12%
		62.648	79	-21%	Bedroom 1 (Double)	3.23 7	2.75	18%	11.6	11.5	1%
					Bedroom 2 (Double)	2.55 9	2.55	0%	10.169	11.5	-12%
		62.648	79	-21%	Bedroom 1 (Double)	3.23 7	2.75	18%	11.6	11.5	1%
					Bedroom 2 (Double)	2.55 9	2.55	0%	10.169	11.5	-12%
		62.648	79	-21%	Bedroom 1 (Double)	3.23 7	2.75	18%	11.6	11.5	1%
					Bedroom 2 (Double)	2.55 9	2.55	0%	10.169	11.5	-12%

		62.648	79	-21%	Bedroom 1 (Double)	3.23 7	2.75	18%	11.6	11.5	1%
					Bedroom 2 (Double)	2.55 9	2.55	0%	10.169	11.5	-12%
		62.648	79	-21%	Bedroom 1 (Double)	3.23 7	2.75	18%	11.6	11.5	1%
					Bedroom 2 (Double)	2.55 9	2.55	0%	10.169	11.5	-12%
		62.648	79	-21%	Bedroom 1 (Double)	3.23 7	2.75	18%	11.6	11.5	1%
					Bedroom 2 (Double)	2.55 9	2.55	0%	10.169	11.5	-12%
		62.648	79	-21%	Bedroom 1 (Double)	3.23 7	2.75	18%	11.6	11.5	1%
					Bedroom 2 (Double)	2.55 9	2.55	0%	10.169	11.5	-12%
		62.648	79	-21%	Bedroom 1 (Double)	3.23 7	2.75	18%	11.6	11.5	1%
					Bedroom 2 (Double)	2.55 9	2.55	0%	10.169	11.5	-12%
		80.2	93	-14%	Bedroom 1 (Double)	3.17 8	2.75	16%	10.13	11.5	-12%
					Bedroom 2 (Double)	2.96 6	2.55	16%	9.733	11.5	-15%
Bedroom 3 (Single)	1.96 6				2.15	-9%	5.204	7.5	-31%		
80.2	93	-14%	Bedroom 1 (Double)	3.17 8	2.75	16%	10.13	11.5	-12%		
			Bedroom 2 (Double)	2.96 6	2.55	16%	9.733	11.5	-15%		
			Bedroom 3 (Single)	1.96	2.15	-9%	5.204	7.5	-31%		

					6						
		80.2	93	-14%	Bedroom 1 (Double)	3.178	2.75	16%	10.13	11.5	-12%
					Bedroom 2 (Double)	2.966	2.55	16%	9.733	11.5	-15%
					Bedroom 3 (Single)	1.966	2.15	-9%	5.204	7.5	-31%
		80.2	93	-14%	Bedroom 1 (Double)	3.178	2.75	16%	10.13	11.5	-12%
					Bedroom 2 (Double)	2.966	2.55	16%	9.733	11.5	-15%
					Bedroom 3 (Single)	1.966	2.15	-9%	5.204	7.5	-31%
THE ORCHARD, HOLMES CHAPEL ROAD, SOMERFORD, CONGLETON, CW12 4SP	15/4579 C	57.903	58	0%	Bedroom 1 (Double)	2.917	2.75	6%	13.613	11.5	18%
		57.903	58	0%	Bedroom 1 (Double)	2.922	2.75	6%	13.706	11.5	19%
		206.73	128	62%	Bedroom 1 (Double)	3.744	2.75	36%	16.217	11.5	41%
					Bedroom 2 (Double)	3.74	2.55	47%	16.663	11.5	45%
					Bedroom 3 (Double)	3.541	2.55	39%	13.362	11.5	16%
					Bedroom 4 (Double)	3.541	2.55	39%	12.889	11.5	12%
					Bedroom 5 (Double)	3.842	2.55	51%	11.832	11.5	3%
		205.675	128	61%	Bedroom 1 (Double)	3.733	2.75	36%	16.1	11.5	40%
					Bedroom 2 (Double)	3.72	2.55	46%	17.569	11.5	53%
Bedroom 3 (Double)	3.53				2.55	39%	13.445	11.5	17%		

					5					
					3.53 9	2.55	39%	12.822	11.5	11%
					3.29	2.55	29%	12.076	11.5	5%
	103.514	95	9%		3.19	2.75	16%	15.366	11.5	34%
					2.56 4	2.55	1%	11.835	11.5	3%
					2.59 8	2.55	2%	11.452	11.5	0%
	106.8	95	12%		3.19 5	2.75	16%	16.662	11.5	45%
					2.58 8	2.55	1%	11.987	11.5	4%
					2.59 2	2.55	2%	11.511	11.5	0%
	103.514	95	9%		3.19	2.75	16%	15.366	11.5	34%
					2.56 4	2.55	1%	11.835	11.5	3%
					2.59 8	2.55	2%	11.452	11.5	0%
	106.15	95	12%		3.21 1	2.75	17%	16.605	11.5	44%
					2.55 9	2.55	0%	11.958	11.5	4%
					2.59 7	2.55	2%	11.444	11.5	0%
	333.262	128	160%		3.95	2.75	44%	21.78	11.5	89%
					3.53 4	2.55	39%	15.948	11.5	39%
					4.20	2.55	65%	17.966	11.5	56%

					3						
					Bedroom 4 (Double)	3.88 1	2.55	52%	18.902	11.5	64%
					Bedroom 5 (Double)	4.07 6	2.55	60%	13.939	11.5	21%
		333.262	128	160%	Bedroom 1 (Double)	3.95	2.75	44%	21.78	11.5	89%
					Bedroom 2 (Double)	3.53 4	2.55	39%	15.948	11.5	39%
					Bedroom 3 (Double)	4.20 3	2.55	65%	17.966	11.5	56%
					Bedroom 4 (Double)	3.88 1	2.55	52%	18.902	11.5	64%
					Bedroom 5 (Double)	4.07 6	2.55	60%	13.939	11.5	21%
Meadow View, 118, Dunnocksfold Road, Alsager, Stoke-on-Trent, ST7 2TW	17/4145 C	170.6	128	33%	Bedroom 1 (Double)	3.17	2.75	15%	10.557	11.5	-8%
					Bedroom 2 (Single)	3.77 4	2.15	76%	11.085	7.5	48%
					Bedroom 3 (Double)	3.31 9	2.55	30%	11.688	11.5	2%
					Bedroom 4 (Double)	3.50 6	2.55	37%	12.981	11.5	13%
					Bedroom 5 (Double)	4.00 4	2.75	46%	22.655	11.5	97%
		171	128	34%	Bedroom 1 (Double)	3.17	2.75	15%	10.557	11.5	-8%
					Bedroom 2 (Single)	3.77 4	2.15	76%	11.085	11.5	-4%
					Bedroom 3 (Double)	3.31 9	2.55	30%	11.688	7.5	56%
Bedroom 4 (Double)	3.50 6				2.55	37%	12.981	11.5	13%		

				Bedroom 5 (Double)	4.00 4	2.75	46%	22.655	11.5	97%	
		170	128	33%	Bedroom 1 (Double)	4.10 2	2.75	49%	16.254	11.5	41%
					Bedroom 2 (Double)	3.16 9	2.55	24%	9.687	11.5	-16%
					Bedroom 3 (Single)	2.83 1	2.15	32%	8.479	7.5	13%
					Bedroom 4 (Single)	2.82 6	2.15	31%	8.733	7.5	16%
					Bedroom 5 (Double)	3.17 4	2.55	24%	11.151	11.5	-3%
		169.7	124	37%	Bedroom 1 (Double)	3.17 4	2.75	15%	10.536	11.5	-8%
					Bedroom 2 (Double)	3.16 5	2.55	24%	10.294	11.5	-10%
					Bedroom 3 (Double)	3.39 4	2.55	33%	14.218	11.5	24%
					Bedroom 4 (Double)	3.31 4	2.55	30%	11.232	11.5	-2%
		169.4	128	32%	Bedroom 1 (Double)	3.84 8	2.55	51%	14.546	11.5	26%
					Bedroom 2 (Double)	3.86 9	2.55	52%	13.82	11.5	20%
					Bedroom 3 (Single)	2.95 4	2.15	37%	11.738	7.5	57%
					Bedroom 4 (Double)	2.89	2.55	13%	10.072	11.5	-12%
					Bedroom 5 (Double)	3.45 1	2.75	25%	19.973	11.5	74%
		168.6	128	32%	Bedroom 1 (Double)	3.84 8	2.55	51%	14.546	11.5	26%

					Bedroom 2 (Double)	3.86 9	2.55	52%	13.82	11.5	20%
					Bedroom 3 (Single)	2.95 4	2.15	37%	11.738	7.5	57%
					Bedroom 4 (Double)	2.89	2.55	13%	10.072	11.5	-12%
					Bedroom 5 (Double)	3.45 1	2.75	25%	19.973	11.5	74%
					Bedroom 1 (Double)	3.22 5	2.75	17%	16.318	11.5	42%
		169	128	32%	Bedroom 2 (Double)	3.17 4	2.55	24%	9.7	11.5	-16%
					Bedroom 3 (Single)	2.82 6	2.15	31%	8.487	7.5	13%
					Bedroom 4 (Single)	2.82 2	2.15	31%	8.746	7.5	17%
					Bedroom 5 (Double)	3.16 5	2.55	24%	11.137	11.5	-3%
					Bedroom 1 (Double)	3.22 5	2.75	17%	16.318	11.5	42%
		169	128	32%	Bedroom 2 (Double)	3.17 4	2.55	24%	9.7	11.5	-16%
					Bedroom 3 (Single)	2.82 6	2.15	31%	8.487	7.5	13%
					Bedroom 4 (Single)	2.82 2	2.15	31%	8.746	7.5	17%
					Bedroom 5 (Double)	3.16 5	2.55	24%	11.137	11.5	-3%
					Bedroom 1 (Double)	3.54 1	2.75	29%	13.649	11.5	19%
Land East Of, MEADOW AVENUE, CONGLETON	17/2755 C	49.859	50	0%	Bedroom 1 (Double)	3.54 1	2.75	29%	13.649	11.5	19%
		49.079	50	-2%	Bedroom 1 (Double)	3.54 1	2.75	29%	13.649	11.5	19%

		49.079	50	-2%	Bedroom 1 (Double)	3.54 1	2.75	29%	13.649	11.5	19%
		93.203	74	26%	Bedroom 1 (Double)	3.90 3	2.75	42%	15.184	11.5	32%
					Bedroom 2 (Single)	2.50 1	2.15	16%	8.759	7.5	17%
					Bedroom 3 (Single)	2.78 9	2.15	30%	9.371	7.5	25%
		93.203	74	26%	Bedroom 1 (Double)	3.90 3	2.75	42%	15.184	11.5	32%
					Bedroom 2 (Single)	2.50 1	2.15	16%	8.759	7.5	17%
					Bedroom 3 (Single)	2.78 9	2.15	30%	9.371	7.5	25%
		93.203	74	26%	Bedroom 1 (Double)	3.90 3	2.75	42%	15.184	11.5	32%
					Bedroom 2 (Single)	2.50 1	2.15	16%	8.759	7.5	17%
					Bedroom 3 (Single)	2.78 9	2.15	30%	9.371	7.5	25%
		93.203	74	26%	Bedroom 1 (Double)	3.90 3	2.75	42%	15.184	11.5	32%
					Bedroom 2 (Single)	2.50 1	2.15	16%	8.759	7.5	17%
					Bedroom 3 (Single)	2.78 9	2.15	30%	9.371	7.5	25%
		93.203	74	26%	Bedroom 1 (Double)	3.90 3	2.75	42%	15.184	11.5	32%
					Bedroom 2 (Single)	2.50 1	2.15	16%	8.759	7.5	17%
					Bedroom 3 (Single)	2.78	2.15	30%	9.371	7.5	25%



					9						
		77.033	61	26%	Bedroom 1 (Double)	3.39 6	2.75	23%	14.089	11.5	23%
					Bedroom 2 (Single)	2.79 9	2.15	30%	9.782	7.5	30%
		77.033	61	26%	Bedroom 1 (Double)	3.39 6	2.75	23%	14.089	11.5	23%
					Bedroom 2 (Single)	2.79 9	2.15	30%	9.782	7.5	30%
		77.033	61	26%	Bedroom 1 (Double)	3.39 6	2.75	23%	14.089	11.5	23%
					Bedroom 2 (Single)	2.79 9	2.15	30%	9.782	7.5	30%
		198.219	124	60%	Bedroom 1 (Double)	4.55 2	2.75	66%	19.128	11.5	66%
					Bedroom 2 (Double)	3.28 3	2.55	29%	10.8	11.5	-6%
					Bedroom 3 (Double)	5.80 3	2.55	128%	25.888	11.5	125%
					Bedroom 4 (Double)	4.52 6	2.55	77%	24.684	11.5	115%
		198.219	124	60%	Bedroom 1 (Double)	4.55 2	2.75	66%	19.128	11.5	66%
					Bedroom 2 (Double)	3.28 3	2.55	29%	10.8	11.5	-6%
					Bedroom 3 (Double)	5.80 3	2.55	128%	25.888	11.5	125%
					Bedroom 4 (Double)	4.52 6	2.55	77%	24.684	11.5	115%
		60.032	61	-2%	Bedroom 1 (Double)	2.89 2	2.75	5%	11.567	11.5	1%

					Bedroom 2 (Single)	2.79 4	2.15	30%	8.644	7.5	15%
LANGLEY MILL, LANGLEY ROAD, LANGLEY, SK11 0DG	15/4846 M	103.317	99	4%	Bedroom 1 (Double)	3.53 3	2.75	28%	14.368	11.5	25%
					Bedroom 2 (Double)	3.69 2	2.55	45%	14.84	11.5	29%
					Bedroom 3 (Single)	2.48 3	2.15	15%	7.4	7.5	-1%
		103.317	99	4%	Bedroom 1 (Double)	3.53 3	2.75	28%	14.368	11.5	25%
					Bedroom 2 (Double)	3.69 2	2.55	45%	14.84	11.5	29%
					Bedroom 3 (Single)	2.48 3	2.15	15%	7.4	7.5	-1%
		103.317	99	4%	Bedroom 1 (Double)	3.53 3	2.75	28%	14.368	11.5	25%
					Bedroom 2 (Double)	3.69 2	2.55	45%	14.84	11.5	29%
					Bedroom 3 (Single)	2.48 3	2.15	15%	7.4	7.5	-1%
		103.317	99	4%	Bedroom 1 (Double)	3.53 3	2.75	28%	14.368	11.5	25%
					Bedroom 2 (Double)	3.69 2	2.55	45%	14.84	11.5	29%
					Bedroom 3 (Single)	2.48 3	2.15	15%	7.4	7.5	-1%
103.317	99	4%	Bedroom 1 (Double)	3.53 3	2.75	28%	14.368	11.5	25%		
			Bedroom 2 (Double)	3.69 2	2.55	45%	14.84	11.5	29%		
			Bedroom 3 (Single)	2.48	2.15	15%	7.4	7.5	-1%		

						3					
Land Off, SPINNEY DRIVE, WESTON	14/0841 N	107.831	124	-13%	Bedroom 1 (Double)	3.99 3	2.75	45%	21.637	11.5	88%
					Bedroom 2 (Double)	3.17 9	2.55	25%	12.765	11.5	11%
					Bedroom 3 (Double)	2.90 8	2.55	14%	9.563	11.5	-17%
					Bedroom 4 (Double)	2.84 8	2.55	12%	7.551	11.5	-34%
		107.831	124	-13%	Bedroom 1 (Double)	3.99 3	2.75	45%	21.637	11.5	88%
					Bedroom 2 (Double)	3.17 9	2.55	25%	12.765	11.5	11%
					Bedroom 3 (Double)	2.90 8	2.55	14%	9.563	11.5	-17%
					Bedroom 4 (Double)	2.84 8	2.55	12%	7.551	11.5	-34%
		107.831	124	-13%	Bedroom 1 (Double)	3.99 3	2.75	45%	21.637	11.5	88%
					Bedroom 2 (Double)	3.17 9	2.55	25%	12.765	11.5	11%
					Bedroom 3 (Double)	2.90 8	2.55	14%	9.563	11.5	-17%
					Bedroom 4 (Double)	2.84 8	2.55	12%	7.551	11.5	-34%
107.831	124	-13%	Bedroom 1 (Double)	3.99 3	2.75	45%	21.637	11.5	88%		
			Bedroom 2 (Double)	3.17 9	2.55	25%	12.765	11.5	11%		
			Bedroom 3 (Double)	2.90 8	2.55	14%	9.563	11.5	-17%		

					Bedroom 4 (Double)	2.84 8	2.55	12%	7.551	11.5	-34%
21, MASONS LANE, MACCLESFIEL D, CHESHIRE, SK10 2RS	15/3521 M	66.5	79	-16%	Bedroom 1 (Double)	2.84 8	2.75	-100%	14.1	11.5	23%
					Bedroom 2 (Double)		2.55	-100%	11.4	11.5	-1%
		69.9	79	-12%	Bedroom 1 (Double)		2.75	-100%	13.2	11.5	15%
					Bedroom 2 (Double)		2.55	-100%	10.6	11.5	-8%
		69.9	79	-12%	Bedroom 1 (Double)		2.75	-100%	13.2	11.5	15%
					Bedroom 2 (Double)		2.55	-100%	10.6	11.5	-8%
		69.9	79	-12%	Bedroom 1 (Double)		2.75	-100%	13.2	11.5	15%
					Bedroom 2 (Double)		2.55	-100%	10.6	11.5	-8%
		66.5	79	-16%	Bedroom 1 (Double)		2.75	-100%	14.1	11.5	23%
					Bedroom 2 (Double)		2.55	-100%	11.4	11.5	-1%
66.5	79	-16%	Bedroom 1 (Double)	2.75	-100%	14.1	11.5	23%			
			Bedroom 2 (Double)	2.55	-100%	11.4	11.5	-1%			
Land Off, MEADOWBAN K AVENUE, SANDBACH, CHESHIRE	16/5809 C	83.2	93	-11%	Bedroom 1 (Double)	2.66 6	2.75	-3%	10.473	11.5	-9%
					Bedroom 2 (Double)	2.63 2	2.55	3%	7.518	11.5	-35%
					Bedroom 3 (Single)	2.44 6	2.15	14%	7.783	7.5	4%
		83.2	93	-11%	Bedroom 1 (Double)	2.66 6	2.75	-3%	10.473	11.5	-9%
					Bedroom 2 (Double)	2.63 2	2.55	3%	7.518	11.5	-35%
					Bedroom 3 (Single)	2.44 6	2.15	14%	7.783	7.5	4%

		107.8	102	6%	Bedroom 1 (Double)	3.96 3	2.75	44%	16.178	11.5	41%
					Bedroom 2 (Double)	3.35 4	2.55	32%	13.62	11.5	18%
					Bedroom 3 (Double)	3.21 8	2.55	26%	10.778	11.5	-6%
		122.14	115	6%	Bedroom 1 (Double)	3.55 9	2.75	29%	10.917	11.5	-5%
					Bedroom 2 (Double)	3.05	2.55	20%	9.69	11.5	-16%
					Bedroom 3 (Single)	2.55 9	2.15	19%	8.096	7.5	8%
					Bedroom 4 (Double)	2.57 6	2.55	1%	9.157	11.5	-20%
		122.14	115	6%	Bedroom 1 (Double)	3.55 9	2.75	29%	10.917	11.5	-5%
					Bedroom 2 (Double)	3.05	2.55	20%	9.69	11.5	-16%
					Bedroom 3 (Single)	2.55 9	2.15	19%	8.096	7.5	8%
					Bedroom 4 (Double)	2.57 6	2.55	1%	9.157	11.5	-20%
		122.14	115	6%	Bedroom 1 (Double)	3.55 9	2.75	29%	10.917	11.5	-5%
					Bedroom 2 (Double)	3.05	2.55	20%	9.69	11.5	-16%
					Bedroom 3 (Single)	2.55 9	2.15	19%	8.096	7.5	8%
					Bedroom 4 (Double)	2.57 6	2.55	1%	9.157	11.5	-20%
		83.2	93	-11%	Bedroom 1 (Double)	2.66 6	2.75	-3%	10.473	11.5	-9%
					Bedroom 2 (Double)	2.63	2.55	3%	7.518	11.5	-35%

					2						
					Bedroom 3 (Single)	2.44 6	2.15	14%	7.783	7.5	4%
		83.2	93	-11%	Bedroom 1 (Double)	2.66 6	2.75	-3%	10.473	11.5	-9%
					Bedroom 2 (Double)	2.63 2	2.55	3%	7.518	11.5	-35%
					Bedroom 3 (Single)	2.44 6	2.15	14%	7.783	7.5	4%
DURHAM OX, 68, HURDSFIELD ROAD, MACCLESFIELD, CHESHIRE, SK10 2QJ	17/3802 M	119.022	108	10%	Bedroom 1 (Double)	3.06	2.75	11%	9.902	11.5	-14%
					Bedroom 2 (Double)	2.45 8	2.55	-4%	6.049	11.5	-47%
					Bedroom 3 (Double)	3	2.55	18%	10.411	11.5	-9%
		64.037	79	-19%	Bedroom 1 (Double)	2.47 5	2.75	-10%	8.469	11.5	-26%
					Bedroom 2 (Double)	2.45 8	2.55	-4%	9.034	11.5	-21%
		65.173	79	-18%	Bedroom 1 (Double)	2.47 5	2.75	-10%	8.469	11.5	-26%
					Bedroom 2 (Double)	2.45 8	2.55	-4%	9.034	11.5	-21%
		64.145	79	-19%	Bedroom 1 (Double)	2.47 5	2.75	-10%	8.469	11.5	-26%
Bedroom 2 (Double)	2.45 8				2.55	-4%	9.034	11.5	-21%		
151-153, LONDON ROAD, MACCLESFIELD, SK11 7SP	13/0191 M	30.484	50	-39%	Bedroom 1 (Double)	2.43 9	2.75	-11%	7.052	11.5	-39%
		30.484	50	-39%	Bedroom 1 (Double)	2.43 9	2.75	-11%	7.052	11.5	-39%
		45.465	70	-35%	Bedroom 1 (Double)	2.90	2.75	6%	9.112	11.5	-21%

					5					
					2.90 5	2.55	14%	9.112	11.5	-21%
		45.465	70	-35%	2.90 5	2.75	6%	9.112	11.5	-21%
					2.90 5	2.55	14%	9.112	11.5	-21%
		30.629	50	-39%	2.25 4	2.75	-18%	6.513	11.5	-43%
		30.629	50	-39%	2.25 4	2.75	-18%	6.528	11.5	-43%
		43.612	70	-38%	2.89 6	2.75	5%	9.124	11.5	-21%
					2.89 6	2.55	14%	9.124	11.5	-21%
		43.612	70	-38%	2.89 6	2.75	5%	9.124	11.5	-21%
					2.89 6	2.55	14%	9.124	11.5	-21%
Former Depot at Junction of Green Street and Cuckstoolpit Hill, Macclesfield, Cheshire	14/5316 M	74.912	79	-5%	2.70 3	2.75	-2%	12.234	11.5	6%
					2.98 3	2.55	17%	12.766	11.5	11%
		74.912	79	-5%	2.70 3	2.75	-2%	12.234	11.5	6%
					2.98 3	2.55	17%	12.766	11.5	11%
		74.912	79	-5%	2.70 3	2.75	-2%	12.234	11.5	6%
					2.98 3	2.55	17%	12.766	11.5	11%

		74.912	79	-5%	Bedroom 1 (Double)	2.70 3	2.75	-2%	12.234	11.5	6%
					Bedroom 2 (Double)	2.98 3	2.55	17%	12.766	11.5	11%
		74.912	79	-5%	Bedroom 1 (Double)	2.70 3	2.75	-2%	12.234	11.5	6%
					Bedroom 2 (Double)	2.98 3	2.55	17%	12.766	11.5	11%
		74.912	79	-5%	Bedroom 1 (Double)	2.70 3	2.75	-2%	12.234	11.5	6%
					Bedroom 2 (Double)	2.98 3	2.55	17%	12.766	11.5	11%
		74.912	79	-5%	Bedroom 1 (Double)	2.70 3	2.75	-2%	12.234	11.5	6%
					Bedroom 2 (Double)	2.98 3	2.55	17%	12.766	11.5	11%
		46.519	50	-7%	Bedroom 1 (Double)	3.10 2	2.75	13%	11.907	11.5	4%
		46.519	50	-7%	Bedroom 1 (Double)	3.10 2	2.75	13%	11.907	11.5	4%
		46.519	50	-7%	Bedroom 1 (Double)	3.10 2	2.75	13%	11.907	11.5	4%
		46.519	50	-7%	Bedroom 1 (Double)	3.10 2	2.75	13%	11.907	11.5	4%
9, FALLIBROOM E ROAD, MACCLESFIELD, CHESHIRE, SK10 3LD	15/0439 M	58.844	70	-16%	Bedroom 1 (Double)	3.91 5	2.75	42%	13.105	11.5	14%
					Bedroom 2 (Single)	2.34 3	2.15	9%	7.7	7.5	3%
		58.844	70	-16%	Bedroom 1 (Double)	3.91 5	2.75	42%	13.105	11.5	14%
					Bedroom 2 (Single)	2.34	2.15	9%	7.7	7.5	3%



					3						
		58.844	70	-16%	Bedroom 1 (Double)	3.91 5	2.75	42%	13.105	11.5	14%
					Bedroom 2 (Single)	2.34 3	2.15	9%	7.7	7.5	3%
		58.844	70	-16%	Bedroom 1 (Double)	3.91 5	2.75	42%	13.105	11.5	14%
					Bedroom 2 (Single)	2.34 3	2.15	9%	7.7	7.5	3%
M J TWIGG JOINERY LIMITED, VINCENT STREET, MACCLESFIELD, SK11 6UJ	15/5490 M	79.2	99	-20%	Bedroom 1 (Double)	2.78 6	2.75	1%	10.723	11.5	-7%
					Bedroom 2 (Double)	3.89 5	2.55	53%	17.407	11.5	51%
					Bedroom 3 (Single)	1.99 8	2.15	-7%	5.127	7.5	-32%
		79.2	99	-20%	Bedroom 1 (Double)	2.78 6	2.75	1%	10.723	11.5	-7%
					Bedroom 2 (Double)	3.89 5	2.55	53%	17.407	11.5	51%
					Bedroom 3 (Single)	1.99 8	2.15	-7%	5.127	7.5	-32%
		79.2	99	-20%	Bedroom 1 (Double)	2.78 6	2.75	1%	10.723	11.5	-7%
					Bedroom 2 (Double)	3.89 5	2.55	53%	17.407	11.5	51%
					Bedroom 3 (Single)	1.99 8	2.15	-7%	5.127	7.5	-32%
		79.2	99	-20%	Bedroom 1 (Double)	2.78 6	2.75	1%	10.723	11.5	-7%
					Bedroom 2 (Double)	3.89 5	2.55	53%	17.407	11.5	51%

				Bedroom 3 (Single)	1.99 8	2.15	-7%	5.127	7.5	-32%	
		79.2	99	-20%	Bedroom 1 (Double)	2.78 6	2.75	1%	10.723	11.5	-7%
				-20%	Bedroom 2 (Double)	3.89 5	2.55	53%	17.407	11.5	51%
				-20%	Bedroom 3 (Single)	1.99 8	2.15	-7%	5.127	7.5	-32%
		47.7	39	22%	Bedroom 1 (Double)	3.09 9	2.75	13%	10.658	11.5	-7%
				-20%	Bedroom 1 (Double)	2.78 6	2.75	1%	10.723	11.5	-7%
				-20%	Bedroom 2 (Double)	3.89 5	2.55	53%	17.407	11.5	51%
				-20%	Bedroom 3 (Single)	1.99 8	2.15	-7%	5.127	7.5	-32%
		79.2	99	-20%	Bedroom 1 (Double)	2.78 6	2.75	1%	10.723	11.5	-7%
				-20%	Bedroom 2 (Double)	3.89 5	2.55	53%	17.407	11.5	51%
				-20%	Bedroom 3 (Single)	1.99 8	2.15	-7%	5.127	7.5	-32%
				-20%	Bedroom 1 (Double)	2.78 6	2.75	1%	10.723	11.5	-7%
				-20%	Bedroom 2 (Double)	3.89 5	2.55	53%	17.407	11.5	51%
				-20%	Bedroom 3 (Single)	1.99 8	2.15	-7%	5.127	7.5	-32%
		79.2	99	-20%	Bedroom 1 (Double)	2.78 6	2.75	1%	10.723	11.5	-7%
				-20%	Bedroom 2 (Double)	3.89	2.55	53%	17.407	11.5	51%

					5						
					Bedroom 3 (Single)	1.998	2.15	-7%	5.127	7.5	-32%
		79.2	99	-20%	Bedroom 1 (Double)	2.786	2.75	1%	10.723	11.5	-7%
					Bedroom 2 (Double)	3.895	2.55	53%	17.407	11.5	51%
					Bedroom 3 (Single)	1.998	2.15	-7%	5.127	7.5	-32%
		79.2	99	-20%	Bedroom 1 (Double)	2.786	2.75	1%	10.723	11.5	-7%
					Bedroom 2 (Double)	3.895	2.55	53%	17.407	11.5	51%
					Bedroom 3 (Single)	1.998	2.15	-7%	5.127	7.5	-32%
Adjacent 7, STEEPLE STREET, MACCLESFIELD, SK10 2QR	16/5717 M	55.461	79	-30%	Bedroom 1 (Double)	2.65	2.75	-4%	10.476	11.5	-9%
					Bedroom 2 (Double)	2.1	2.55	-18%	8.871	11.5	-23%
		55.461	79	-30%	Bedroom 1 (Double)	2.65	2.75	-4%	10.476	11.5	-9%
					Bedroom 2 (Double)	2.1	2.55	-18%	8.871	11.5	-23%
New Burton Inn, 79, Victoria Street, Crewe, Crewe, CW1 2JH	15/3794 N	73.068	70	4%	Bedroom 1 (Double)	3.756	2.75	37%	16.155	11.5	40%
					Bedroom 2 (Double)	3.654	2.55	43%	11.468	11.5	0%
		42.316	50	-15%	Bedroom 1 (Double)	3.36	2.75	22%	16.644	11.5	45%
		43.347	50	-13%	Bedroom 1 (Double)	3.366	2.75	22%	13.862	11.5	21%
		42.99	50	-14%	Bedroom 1 (Double)	3.68	2.75	34%	12.031	11.5	5%
LAND ADJACENT TO	15/2593 N	128.852	115	12%	Master Bedroom (Double)	4.28	2.75	56%	26.25	11.5	128%
					Bedroom 1 (Double)	3.69	2.55	45%	14.17	11.5	23%

123 STONELEY ROAD, STONELEY ROAD, CREWE, CHESHIRE					5						
					Bedroom 2 (Double)	3.69 5	2.55	45%	12.552	11.5	9%
					Bedroom 3 (Single)	2.66 1	2.15	24%	9.351	7.5	25%
111, STEWART STREET, CREWE, CHESHIRE, CW2 8LX	17/1195 N	95.732	84	14%	Bedroom 1 (Double)	3.40 3	2.75	24%	11.679	11.5	2%
					Bedroom 2 (Single)	3.39	2.15	58%	8.968	7.5	20%
					Bedroom 3 (Single)	2.55	2.15	19%	8.058	7.5	7%
	95.732	84	14%	Bedroom 1 (Double)	3.40 3	2.75	24%	11.679	11.5	2%	
				Bedroom 2 (Single)	3.39	2.15	58%	8.968	7.5	20%	
				Bedroom 3 (Single)	2.55	2.15	19%	8.058	7.5	7%	
The Earle of Chester, 102/104 Wistaston Road, Crewe, CW2 7RE		75.606	70	8%	Bedroom 1 (Double)	3.66 1	2.75	33%	14.95	11.5	30%
					Bedroom 2 (Single)	2.31 4	2.15	8%	8.31	7.5	11%
	48.688	37	32%	Bedroom 1 (Double)	3.22 2	2.75	17%	15.3	11.5	33%	
				Bedroom 1 (Single)	2.69 5	2.15	25%	7.43	7.5	-1%	
	43.522	61	-29%	Bedroom 2 (Single)	2.69 5	2.15	25%	7.35	7.5	-2%	
				Bedroom 1 (Single)	2.78	2.15	29%	9.78	7.5	30%	
	47.427	61	-22%	Bedroom 2 (Single)	2.77 1	2.15	29%	7.46	7.5	-1%	
				Bedroom 1 (Single)	2.78	2.15	29%	7.27	7.5	-3%	
	40.491	61	-34%	Bedroom 2 (Single)	2.78	2.15	29%	7.01	7.5	-7%	

THE ETHEL ELKS DAY NURSERY AND HILARY CENTRE, SALISBURY AVENUE, CREWE, CW2 6JW	17/3669 N	91.054	93	-2%	Bedroom 1 (Double)	2.95 4	2.75	7%	11.781	11.5	2%
					Bedroom 2 (Double)	2.76 7	2.55	9%	10.505	11.5	-9%
					Bedroom 3 (Single)	2.17 3	2.15	1%	5.455	7.5	-27%
		91.054	93	-2%	Bedroom 1 (Double)	2.95 4	2.75	7%	11.781	11.5	2%
					Bedroom 2 (Double)	2.76 7	2.55	9%	10.505	11.5	-9%
					Bedroom 3 (Single)	2.17 3	2.15	1%	5.455	7.5	-27%
		91.054	93	-2%	Bedroom 1 (Double)	2.95 4	2.75	7%	11.781	11.5	2%
					Bedroom 2 (Double)	2.76 7	2.55	9%	10.505	11.5	-9%
					Bedroom 3 (Single)	2.17 3	2.15	1%	5.455	7.5	-27%
		91.054	93	-2%	Bedroom 1 (Double)	2.95 4	2.75	7%	11.781	11.5	2%
					Bedroom 2 (Double)	2.76 7	2.55	9%	10.505	11.5	-9%
					Bedroom 3 (Single)	2.17 3	2.15	1%	5.455	7.5	-27%
		91.308	93	-2%	Bedroom 1 (Double)	3.17 1	2.75	15%	10.893	11.5	-5%
					Bedroom 2 (Double)	3.14 6	2.55	23%	11.15	11.5	-3%
					Bedroom 3 (Single)	2.13 1	2.15	-1%	5.459	7.5	-27%
		91.308	93	-2%	Bedroom 1 (Double)	3.17	2.75	15%	10.893	11.5	-5%

				1						
				Bedroom 2 (Double)	3.14 6	2.55	23%	11.15	11.5	-3%
				Bedroom 3 (Single)	2.13 1	2.15	-1%	5.459	7.5	-27%
	91.308	93	-2%	Bedroom 1 (Double)	3.17 1	2.75	15%	10.893	11.5	-5%
				Bedroom 2 (Double)	3.14 6	2.55	23%	11.15	11.5	-3%
				Bedroom 3 (Single)	2.13 1	2.15	-1%	5.459	7.5	-27%
	91.308	93	-2%	Bedroom 1 (Double)	3.17 1	2.75	15%	10.893	11.5	-5%
				Bedroom 2 (Double)	3.14 6	2.55	23%	11.15	11.5	-3%
				Bedroom 3 (Single)	2.13 1	2.15	-1%	5.459	7.5	-27%
	91.308	93	-2%	Bedroom 1 (Double)	3.17 1	2.75	15%	10.893	11.5	-5%
				Bedroom 2 (Double)	3.14 6	2.55	23%	11.15	11.5	-3%
				Bedroom 3 (Single)	2.13 1	2.15	-1%	5.459	7.5	-27%
	91.308	93	-2%	Bedroom 1 (Double)	3.17 1	2.75	15%	10.893	11.5	-5%

					Bedroom 2 (Double)	3.14 6	2.55	23%	11.15	11.5	-3%
					Bedroom 3 (Single)	2.13 1	2.15	-1%	5.459	7.5	-27%
		91.308	93	-2%	Bedroom 1 (Double)	3.17 1	2.75	15%	10.893	11.5	-5%
					Bedroom 2 (Double)	3.14 6	2.55	23%	11.15	11.5	-3%
		91.308	93	-2%	Bedroom 3 (Single)	2.13 1	2.15	-1%	5.459	7.5	-27%
					Bedroom 1 (Double)	3.17 1	2.75	15%	10.893	11.5	-5%
		91.308	93	-2%	Bedroom 2 (Double)	3.14 6	2.55	23%	11.15	11.5	-3%
					Bedroom 3 (Single)	2.13 1	2.15	-1%	5.459	7.5	-27%
		91.308	93	-2%	Bedroom 1 (Double)	3.17 1	2.75	15%	10.893	11.5	-5%
					Bedroom 2 (Double)	3.14 6	2.55	23%	11.15	11.5	-3%
		91.308	93	-2%	Bedroom 3 (Single)	2.13 1	2.15	-1%	5.459	7.5	-27%
					Bedroom 1 (Double)	3.24 4	2.75	17.96%	16.442	11.5	42.97%
Hare Lane Farm, HOLMES CHAPEL ROAD, BRERETON, HOLMES CHAPEL, CW12 4SS	18/5997 C	213.664	124	72.31 %	Bedroom 2 (Double)	2.97 5	2.55	16.67%	15.029	11.5	30.69%
					Bedroom 3 (Double)	2.72 3	2.55	6.78%	10.286	11.5	-10.56%
					Bedroom 4 (Double)	3.48 7	2.55	36.75%	12.894	11.5	12.12%
					174.325	102	70.91	Bedroom 1 (Double)	3.27	2.75	19.16%

				%	7						
					Bedroom 2 (Double)	2.91 6	2.55	14.35%	14.534	11.5	26.38%
					Bedroom 3 (Double)	3.37	2.55	32.16%	12.625	11.5	9.78%
LAND ADJACENT TO MARCH COTTAGE, ASTBURY LANE ENDS, CONGLETON, CHESHIRE, CW12 3AY	18/5083 C	97.985	99	-1.03%	Bedroom 1 (Double)	3.37 3	2.75	22.65%	13.984	11.5	21.60%
					Bedroom 2 (Single)	1.60 2	2.15	- 25.49%	8.464	7.5	12.85%
					Bedroom 3 (Double)	3.00 8	2.55	17.96%	13.983	11.5	21.59%
	97.985	99	-1.03%	Bedroom 1 (Double)	3.37 3	2.75	22.65%	13.984	11.5	21.60%	
				Bedroom 2 (Single)	1.60 2	2.15	- 25.49%	8.464	7.5	12.85%	
				Bedroom 3 (Double)	3.00 8	2.55	17.96%	13.983	11.5	21.59%	
Land Between Manchester Road And, GIANTSWOOD LANE, HULME WALFIELD	17/5573 C	64.71	79	- 18.09 %	Bedroom 1 (Double)	2.48 9	2.75	-9.49%	8.217	11.5	-28.55%
					Bedroom 2 (Double)	2.49 7	2.55	-2.08%	9.474	11.5	-17.62%
	64.71	79	- 18.09 %	Bedroom 1 (Double)	2.48 9	2.75	-9.49%	8.217	11.5	-28.55%	
				Bedroom 2 (Double)	2.49 7	2.55	-2.08%	9.474	11.5	-17.62%	
	64.71	79	- 18.09 %	Bedroom 1 (Double)	2.48 9	2.75	-9.49%	8.217	11.5	-28.55%	
				Bedroom 2 (Double)	2.49 7	2.55	-2.08%	9.474	11.5	-17.62%	
64.71	79	- 18.09 %	Bedroom 1 (Double)	2.48 9	2.75	-9.49%	8.217	11.5	-28.55%		
			Bedroom 2 (Double)	2.49 7	2.55	-2.08%	9.474	11.5	-17.62%		



				7					
64.71	79	-18.09%	Bedroom 1 (Double)	2.489	2.75	-9.49%	8.217	11.5	-28.55%
			Bedroom 2 (Double)	2.497	2.55	-2.08%	9.474	11.5	-17.62%
77.914	79	-1.37%	Bedroom 1 (Double)	2.783	2.75	1.20%	9.253	11.5	-19.54%
			Bedroom 2 (Double)	3.096	2.55	21.41%	14.582	11.5	26.80%
77.914	79	-1.37%	Bedroom 1 (Double)	2.783	2.75	1.20%	9.253	11.5	-19.54%
			Bedroom 2 (Double)	3.096	2.55	21.41%	14.582	11.5	26.80%
77.914	79	-1.37%	Bedroom 1 (Double)	2.783	2.75	1.20%	9.253	11.5	-19.54%
			Bedroom 2 (Double)	3.096	2.55	21.41%	14.582	11.5	26.80%
77.914	79	-1.37%	Bedroom 1 (Double)	2.783	2.75	1.20%	9.253	11.5	-19.54%
			Bedroom 2 (Double)	3.096	2.55	21.41%	14.582	11.5	26.80%
64.256	70	-8.21%	Bedroom 1 (Double)	2.749	2.75	-0.04%	12.872	11.5	11.93%
			Bedroom 2 (Double)	2.8	2.55	9.80%	9.184	11.5	-20.14%
77.594	93	-16.57%	Bedroom 1 (Double)	2.755	2.75	0.18%	9.238	11.5	-19.67%
			Bedroom 2 (Double)	2.681	2.55	5.14%	8.689	11.5	-24.44%
			Bedroom 3 (Single)	1.962	2.15	-8.74%	5.48	7.5	-26.93%
77.594	93	-	Bedroom 1 (Double)	2.75	2.75	0.18%	9.238	11.5	-19.67%

		16.57%		5					
		16.57%	Bedroom 2 (Double)	2.68 1	2.55	5.14%	8.689	11.5	-24.44%
		16.57%	Bedroom 3 (Single)	1.96 2	2.15	-8.74%	5.48	7.5	-26.93%
77.594	93	-16.57%	Bedroom 1 (Double)	2.75 5	2.75	0.18%	9.238	11.5	-19.67%
		-16.57%	Bedroom 2 (Double)	2.68 1	2.55	5.14%	8.689	11.5	-24.44%
		-16.57%	Bedroom 3 (Single)	1.96 2	2.15	-8.74%	5.48	7.5	-26.93%
77.594	93	-16.57%	Bedroom 1 (Double)	2.75 5	2.75	0.18%	9.238	11.5	-19.67%
		-16.57%	Bedroom 2 (Double)	2.68 1	2.55	5.14%	8.689	11.5	-24.44%
		-16.57%	Bedroom 3 (Single)	1.96 2	2.15	-8.74%	5.48	7.5	-26.93%
77.594	93	-16.57%	Bedroom 1 (Double)	2.75 5	2.75	0.18%	9.238	11.5	-19.67%
		-16.57%	Bedroom 2 (Double)	2.68 1	2.55	5.14%	8.689	11.5	-24.44%
		-16.57%	Bedroom 3 (Single)	1.96 2	2.15	-8.74%	5.48	7.5	-26.93%
77.594	93	-16.57%	Bedroom 1 (Double)	2.75 5	2.75	0.18%	9.238	11.5	-19.67%

		%	Bedroom 2 (Double)	2.68 1	2.55	5.14%	8.689	11.5	-24.44%
			Bedroom 3 (Single)	1.96 2	2.15	-8.74%	5.48	7.5	-26.93%
77.594	93	- 16.57 %	Bedroom 1 (Double)	2.75 5	2.75	0.18%	9.238	11.5	-19.67%
			Bedroom 2 (Double)	2.68 1	2.55	5.14%	8.689	11.5	-24.44%
			Bedroom 3 (Single)	1.96 2	2.15	-8.74%	5.48	7.5	-26.93%
77.594	93	- 16.57 %	Bedroom 1 (Double)	2.75 5	2.75	0.18%	9.238	11.5	-19.67%
			Bedroom 2 (Double)	2.68 1	2.55	5.14%	8.689	11.5	-24.44%
			Bedroom 3 (Single)	1.96 2	2.15	-8.74%	5.48	7.5	-26.93%
77.594	93	- 16.57 %	Bedroom 1 (Double)	2.75 5	2.75	0.18%	9.238	11.5	-19.67%
			Bedroom 2 (Double)	2.68 1	2.55	5.14%	8.689	11.5	-24.44%
			Bedroom 3 (Single)	1.96 2	2.15	-8.74%	5.48	7.5	-26.93%
77.594	93	- 16.57 %	Bedroom 1 (Double)	2.75 5	2.75	0.18%	9.238	11.5	-19.67%
			Bedroom 2 (Double)	2.68 1	2.55	5.14%	8.689	11.5	-24.44%

			Bedroom 3 (Single)	1.96 2	2.15	-8.74%	5.48	7.5	-26.93%
77.594	93	- 16.57 %	Bedroom 1 (Double)	2.75 5	2.75	0.18%	9.238	11.5	-19.67%
			Bedroom 2 (Double)	2.68 1	2.55	5.14%	8.689	11.5	-24.44%
			Bedroom 3 (Single)	1.96 2	2.15	-8.74%	5.48	7.5	-26.93%
77.594	93	- 16.57 %	Bedroom 1 (Double)	2.75 5	2.75	0.18%	9.238	11.5	-19.67%
			Bedroom 2 (Double)	2.68 1	2.55	5.14%	8.689	11.5	-24.44%
			Bedroom 3 (Single)	1.96 2	2.15	-8.74%	5.48	7.5	-26.93%
81.082	93	- 12.82 %	Bedroom 1 (Double)	2.72 9	2.75	-0.76%	8.865	11.5	-22.91%
			Bedroom 2 (Double)	2.5	2.55	-1.96%	8.089	11.5	-29.66%
			Bedroom 3 (Single)	2.17 8	2.15	1.30%	7.085	7.5	-5.53%
81.082	93	- 12.82 %	Bedroom 1 (Double)	2.72 9	2.75	-0.76%	8.865	11.5	-22.91%
			Bedroom 2 (Double)	2.5	2.55	-1.96%	8.089	11.5	-29.66%
			Bedroom 3 (Single)	2.17 8	2.15	1.30%	7.085	7.5	-5.53%
80.614	93	- 13.32 %	Bedroom 1 (Double)	2.73 2	2.75	-0.65%	8.8	11.5	-23.48%
			Bedroom 2 (Double)	2.49 5	2.55	-2.16%	8.057	11.5	-29.94%
			Bedroom 3 (Single)	2.17 3	2.15	1.07%	7.004	7.5	-6.61%
80.614	93	-	Bedroom 1 (Double)	2.73	2.75	-0.65%	8.8	11.5	-23.48%

		13.32%		2						
				Bedroom 2 (Double)	2.495	2.55	-2.16%	8.057	11.5	-29.94%
				Bedroom 3 (Single)	2.173	2.15	1.07%	7.004	7.5	-6.61%
80.614	93	-13.32%		Bedroom 1 (Double)	2.732	2.75	-0.65%	8.8	11.5	-23.48%
				Bedroom 2 (Double)	2.495	2.55	-2.16%	8.057	11.5	-29.94%
				Bedroom 3 (Single)	2.173	2.15	1.07%	7.004	7.5	-6.61%
80.614	93	-13.32%		Bedroom 1 (Double)	2.732	2.75	-0.65%	8.8	11.5	-23.48%
				Bedroom 2 (Double)	2.495	2.55	-2.16%	8.057	11.5	-29.94%
				Bedroom 3 (Single)	2.173	2.15	1.07%	7.004	7.5	-6.61%
86.934	93	-6.52%		Bedroom 1 (Double)	2.773	2.75	0.84%	9.862	11.5	-14.24%
				Bedroom 2 (Double)	2.942	2.55	15.37%	8.383	11.5	-27.10%
				Bedroom 3 (Single)	2.325	2.15	8.14%	6.812	7.5	-9.17%
86.934	93	-6.52%		Bedroom 1 (Double)	2.773	2.75	0.84%	9.862	11.5	-14.24%
				Bedroom 2 (Double)	2.942	2.55	15.37%	8.383	11.5	-27.10%
				Bedroom 3 (Single)	2.325	2.15	8.14%	6.812	7.5	-9.17%
86.934	93	-6.52%		Bedroom 1 (Double)	2.773	2.75	0.84%	9.862	11.5	-14.24%

			Bedroom 2 (Double)	2.94 2	2.55	15.37%	8.383	11.5	-27.10%
			Bedroom 3 (Single)	2.32 5	2.15	8.14%	6.812	7.5	-9.17%
86.934	93	-6.52%	Bedroom 1 (Double)	2.77 3	2.75	0.84%	9.862	11.5	-14.24%
			Bedroom 2 (Double)	2.94 2	2.55	15.37%	8.383	11.5	-27.10%
			Bedroom 3 (Single)	2.32 5	2.15	8.14%	6.812	7.5	-9.17%
86.934	93	-6.52%	Bedroom 1 (Double)	2.77 3	2.75	0.84%	9.862	11.5	-14.24%
			Bedroom 2 (Double)	2.94 2	2.55	15.37%	8.383	11.5	-27.10%
			Bedroom 3 (Single)	2.32 5	2.15	8.14%	6.812	7.5	-9.17%
86.836	102	-14.87%	Bedroom 1 (Double)	2.59 6	2.75	-5.60%	8.907	11.5	-22.55%
			Bedroom 2 (Double)	2.50 3	2.55	-1.84%	8.823	11.5	-23.28%
			Bedroom 3 (Double)	2.52	2.55	-1.18%	7.681	11.5	-33.21%
86.836	102	-14.87%	Bedroom 1 (Double)	2.59 6	2.75	-5.60%	8.907	11.5	-22.55%
			Bedroom 2 (Double)	2.50 3	2.55	-1.84%	8.823	11.5	-23.28%
			Bedroom 3 (Double)	2.52	2.55	-1.18%	7.681	11.5	-33.21%
86.836	102	-14.87%	Bedroom 1 (Double)	2.59 6	2.75	-5.60%	8.907	11.5	-22.55%
			Bedroom 2 (Double)	2.50 3	2.55	-1.84%	8.823	11.5	-23.28%
			Bedroom 3 (Double)	2.52	2.55	-1.18%	7.681	11.5	-33.21%

	86.836	102	-14.87%	Bedroom 1 (Double)	2.596	2.75	-5.60%	8.907	11.5	-22.55%
				Bedroom 2 (Double)	2.503	2.55	-1.84%	8.823	11.5	-23.28%
				Bedroom 3 (Double)	2.52	2.55	-1.18%	7.681	11.5	-33.21%
	86.836	102	-14.87%	Bedroom 1 (Double)	2.596	2.75	-5.60%	8.907	11.5	-22.55%
				Bedroom 2 (Double)	2.503	2.55	-1.84%	8.823	11.5	-23.28%
				Bedroom 3 (Double)	2.52	2.55	-1.18%	7.681	11.5	-33.21%
	86.836	102	-14.87%	Bedroom 1 (Double)	2.596	2.75	-5.60%	8.907	11.5	-22.55%
				Bedroom 2 (Double)	2.503	2.55	-1.84%	8.823	11.5	-23.28%
				Bedroom 3 (Double)	2.52	2.55	-1.18%	7.681	11.5	-33.21%
	86.836	102	-14.87%	Bedroom 1 (Double)	2.596	2.75	-5.60%	8.907	11.5	-22.55%
				Bedroom 2 (Double)	2.503	2.55	-1.84%	8.823	11.5	-23.28%
				Bedroom 3 (Double)	2.52	2.55	-1.18%	7.681	11.5	-33.21%
105.07	115	-8.63%	Bedroom 1 (Double)	3.486	2.75	26.76%	12.112	11.5	5.32%	
			Bedroom 2 (Double)	3.156	2.55	23.76%	10.029	11.5	-12.79%	
			Bedroom 3 (Double)	2.666	2.55	4.55%	8.83	11.5	-23.22%	
			Bedroom 4 (Single)	2.361	2.15	9.81%	6.902	7.5	-7.97%	
105.07	115	-8.63%	Bedroom 1 (Double)	3.486	2.75	26.76%	12.112	11.5	5.32%	
			Bedroom 2 (Double)	3.15	2.55	23.76%	10.029	11.5	-12.79%	

			6						
			Bedroom 3 (Double)	2.66 6	2.55	4.55%	8.83	11.5	-23.22%
			Bedroom 4 (Single)	2.36 1	2.15	9.81%	6.902	7.5	-7.97%
105.07	115	-8.63%	Bedroom 1 (Double)	3.48 6	2.75	26.76%	12.112	11.5	5.32%
			Bedroom 2 (Double)	3.15 6	2.55	23.76%	10.029	11.5	-12.79%
			Bedroom 3 (Double)	2.66 6	2.55	4.55%	8.83	11.5	-23.22%
			Bedroom 4 (Single)	2.36 1	2.15	9.81%	6.902	7.5	-7.97%
105.07	115	-8.63%	Bedroom 1 (Double)	3.48 6	2.75	26.76%	12.112	11.5	5.32%
			Bedroom 2 (Double)	3.15 6	2.55	23.76%	10.029	11.5	-12.79%
			Bedroom 3 (Double)	2.66 6	2.55	4.55%	8.83	11.5	-23.22%
			Bedroom 4 (Single)	2.36 1	2.15	9.81%	6.902	7.5	-7.97%
127.7	115	11.04%	Bedroom 1 (Double)	3.12 8	2.75	13.75%	11.448	11.5	-0.45%
			Bedroom 2 (Double)	2.62 9	2.55	3.10%	10.596	11.5	-7.86%
			Bedroom 3 (Double)	2.56 1	2.55	0.43%	8.45	11.5	-26.52%
			Bedroom 4 (Single)	2.17 2	2.15	1.02%	6.297	7.5	-16.04%
127.7	115	11.04%	Bedroom 1 (Double)	3.12 8	2.75	13.75%	11.448	11.5	-0.45%



			Bedroom 2 (Double)	2.62 9	2.55	3.10%	10.596	11.5	-7.86%
			Bedroom 3 (Double)	2.56 1	2.55	0.43%	8.45	11.5	-26.52%
			Bedroom 4 (Single)	2.17 2	2.15	1.02%	6.297	7.5	-16.04%
127.7	115	11.04 %	Bedroom 1 (Double)	3.12 8	2.75	13.75%	11.448	11.5	-0.45%
			Bedroom 2 (Double)	2.62 9	2.55	3.10%	10.596	11.5	-7.86%
			Bedroom 3 (Double)	2.56 1	2.55	0.43%	8.45	11.5	-26.52%
			Bedroom 4 (Single)	2.17 2	2.15	1.02%	6.297	7.5	-16.04%
127.7	115	11.04 %	Bedroom 1 (Double)	3.12 8	2.75	13.75%	11.448	11.5	-0.45%
			Bedroom 2 (Double)	2.62 9	2.55	3.10%	10.596	11.5	-7.86%
			Bedroom 3 (Double)	2.56 1	2.55	0.43%	8.45	11.5	-26.52%
			Bedroom 4 (Single)	2.17 2	2.15	1.02%	6.297	7.5	-16.04%
127.7	115	11.04 %	Bedroom 1 (Double)	3.12 8	2.75	13.75%	11.448	11.5	-0.45%
			Bedroom 2 (Double)	2.62 9	2.55	3.10%	10.596	11.5	-7.86%
			Bedroom 3 (Double)	2.56 1	2.55	0.43%	8.45	11.5	-26.52%
			Bedroom 4 (Single)	2.17 2	2.15	1.02%	6.297	7.5	-16.04%
127.7	115	11.04 %	Bedroom 1 (Double)	3.12 8	2.75	13.75%	11.448	11.5	-0.45%

			Bedroom 2 (Double)	2.62 9	2.55	3.10%	10.596	11.5	-7.86%
			Bedroom 3 (Double)	2.56 1	2.55	0.43%	8.45	11.5	-26.52%
			Bedroom 4 (Single)	2.17 2	2.15	1.02%	6.297	7.5	-16.04%
127.7	115	11.04 %	Bedroom 1 (Double)	3.12 8	2.75	13.75%	11.448	11.5	-0.45%
			Bedroom 2 (Double)	2.62 9	2.55	3.10%	10.596	11.5	-7.86%
			Bedroom 3 (Double)	2.56 1	2.55	0.43%	8.45	11.5	-26.52%
			Bedroom 4 (Single)	2.17 2	2.15	1.02%	6.297	7.5	-16.04%
129.177	124	4.17%	Bedroom 1 (Double)	3.54 6	2.75	28.95%	13.6	11.5	18.26%
			Bedroom 2 (Double)	3.74 1	2.55	46.71%	11.772	11.5	2.37%
			Bedroom 3 (Double)	2.96 2	2.55	16.16%	10.138	11.5	-11.84%
			Bedroom 4 (Double)	3.04 7	2.55	19.49%	9.432	11.5	-17.98%
129.177	124	4.17%	Bedroom 1 (Double)	3.54 6	2.75	28.95%	13.6	11.5	18.26%
			Bedroom 2 (Double)	3.74 1	2.55	46.71%	11.772	11.5	2.37%
			Bedroom 3 (Double)	2.96 2	2.55	16.16%	10.138	11.5	-11.84%
			Bedroom 4 (Double)	3.04 7	2.55	19.49%	9.432	11.5	-17.98%
137.487	124	10.88 %	Bedroom 1 (Double)	3.31 3	2.75	20.47%	14.333	11.5	24.63%

			Bedroom 2 (Double)	2.95 7	2.55	15.96%	10.377	11.5	-9.77%
			Bedroom 3 (Double)	2.63 5	2.55	3.33%	11.262	11.5	-2.07%
			Bedroom 4 (Double)	2.62 7	2.55	3.02%	8.984	11.5	-21.88%
137.487	124	10.88 %	Bedroom 1 (Double)	3.31 3	2.75	20.47%	14.333	11.5	24.63%
			Bedroom 2 (Double)	2.95 7	2.55	15.96%	10.377	11.5	-9.77%
			Bedroom 3 (Double)	2.63 5	2.55	3.33%	11.262	11.5	-2.07%
			Bedroom 4 (Double)	2.62 7	2.55	3.02%	8.984	11.5	-21.88%
137.487	124	10.88 %	Bedroom 1 (Double)	3.31 3	2.75	20.47%	14.333	11.5	24.63%
			Bedroom 2 (Double)	2.95 7	2.55	15.96%	10.377	11.5	-9.77%
			Bedroom 3 (Double)	2.63 5	2.55	3.33%	11.262	11.5	-2.07%
			Bedroom 4 (Double)	2.62 7	2.55	3.02%	8.984	11.5	-21.88%
137.487	124	10.88 %	Bedroom 1 (Double)	3.31 3	2.75	20.47%	14.333	11.5	24.63%
			Bedroom 2 (Double)	2.95 7	2.55	15.96%	10.377	11.5	-9.77%
			Bedroom 3 (Double)	2.63 5	2.55	3.33%	11.262	11.5	-2.07%
			Bedroom 4 (Double)	2.62 7	2.55	3.02%	8.984	11.5	-21.88%
137.487	124	10.88 %	Bedroom 1 (Double)	3.31 3	2.75	20.47%	14.333	11.5	24.63%

			Bedroom 2 (Double)	2.95 7	2.55	15.96%	10.377	11.5	-9.77%
			Bedroom 3 (Double)	2.63 5	2.55	3.33%	11.262	11.5	-2.07%
			Bedroom 4 (Double)	2.62 7	2.55	3.02%	8.984	11.5	-21.88%
137.487	124	10.88 %	Bedroom 1 (Double)	3.31 3	2.75	20.47%	14.333	11.5	24.63%
			Bedroom 2 (Double)	2.95 7	2.55	15.96%	10.377	11.5	-9.77%
			Bedroom 3 (Double)	2.63 5	2.55	3.33%	11.262	11.5	-2.07%
			Bedroom 4 (Double)	2.62 7	2.55	3.02%	8.984	11.5	-21.88%
137.487	124	10.88 %	Bedroom 1 (Double)	3.31 3	2.75	20.47%	14.333	11.5	24.63%
			Bedroom 2 (Double)	2.95 7	2.55	15.96%	10.377	11.5	-9.77%
			Bedroom 3 (Double)	2.63 5	2.55	3.33%	11.262	11.5	-2.07%
			Bedroom 4 (Double)	2.62 7	2.55	3.02%	8.984	11.5	-21.88%
137.487	124	10.88 %	Bedroom 1 (Double)	3.31 3	2.75	20.47%	14.333	11.5	24.63%
			Bedroom 2 (Double)	2.95 7	2.55	15.96%	10.377	11.5	-9.77%
			Bedroom 3 (Double)	2.63 5	2.55	3.33%	11.262	11.5	-2.07%
			Bedroom 4 (Double)	2.62 7	2.55	3.02%	8.984	11.5	-21.88%
137.487	124	10.88 %	Bedroom 1 (Double)	3.31 3	2.75	20.47%	14.333	11.5	24.63%

			Bedroom 2 (Double)	2.95 7	2.55	15.96%	10.377	11.5	-9.77%
			Bedroom 3 (Double)	2.63 5	2.55	3.33%	11.262	11.5	-2.07%
			Bedroom 4 (Double)	2.62 7	2.55	3.02%	8.984	11.5	-21.88%
137.487	124	10.88 %	Bedroom 1 (Double)	3.31 3	2.75	20.47%	14.333	11.5	24.63%
			Bedroom 2 (Double)	2.95 7	2.55	15.96%	10.377	11.5	-9.77%
			Bedroom 3 (Double)	2.63 5	2.55	3.33%	11.262	11.5	-2.07%
			Bedroom 4 (Double)	2.62 7	2.55	3.02%	8.984	11.5	-21.88%
137.487	124	10.88 %	Bedroom 1 (Double)	3.31 3	2.75	20.47%	14.333	11.5	24.63%
			Bedroom 2 (Double)	2.95 7	2.55	15.96%	10.377	11.5	-9.77%
			Bedroom 3 (Double)	2.63 5	2.55	3.33%	11.262	11.5	-2.07%
			Bedroom 4 (Double)	2.62 7	2.55	3.02%	8.984	11.5	-21.88%
137.487	124	10.88 %	Bedroom 1 (Double)	3.31 3	2.75	20.47%	14.333	11.5	24.63%
			Bedroom 2 (Double)	2.95 7	2.55	15.96%	10.377	11.5	-9.77%
			Bedroom 3 (Double)	2.63 5	2.55	3.33%	11.262	11.5	-2.07%
			Bedroom 4 (Double)	2.62 7	2.55	3.02%	8.984	11.5	-21.88%
137.487	124	10.88 %	Bedroom 1 (Double)	3.31 3	2.75	20.47%	14.333	11.5	24.63%

			Bedroom 2 (Double)	2.95 7	2.55	15.96%	10.377	11.5	-9.77%
			Bedroom 3 (Double)	2.63 5	2.55	3.33%	11.262	11.5	-2.07%
			Bedroom 4 (Double)	2.62 7	2.55	3.02%	8.984	11.5	-21.88%
137.487	124	10.88 %	Bedroom 1 (Double)	3.31 3	2.75	20.47%	14.333	11.5	24.63%
			Bedroom 2 (Double)	2.95 7	2.55	15.96%	10.377	11.5	-9.77%
			Bedroom 3 (Double)	2.63 5	2.55	3.33%	11.262	11.5	-2.07%
			Bedroom 4 (Double)	2.62 7	2.55	3.02%	8.984	11.5	-21.88%
137.487	124	10.88 %	Bedroom 1 (Double)	3.31 3	2.75	20.47%	14.333	11.5	24.63%
			Bedroom 2 (Double)	2.95 7	2.55	15.96%	10.377	11.5	-9.77%
			Bedroom 3 (Double)	2.63 5	2.55	3.33%	11.262	11.5	-2.07%
			Bedroom 4 (Double)	2.62 7	2.55	3.02%	8.984	11.5	-21.88%
137.487	124	10.88 %	Bedroom 1 (Double)	3.31 3	2.75	20.47%	14.333	11.5	24.63%
			Bedroom 2 (Double)	2.95 7	2.55	15.96%	10.377	11.5	-9.77%
			Bedroom 3 (Double)	2.63 5	2.55	3.33%	11.262	11.5	-2.07%
			Bedroom 4 (Double)	2.62 7	2.55	3.02%	8.984	11.5	-21.88%
137.487	124	10.88 %	Bedroom 1 (Double)	3.31 3	2.75	20.47%	14.333	11.5	24.63%

			Bedroom 2 (Double)	2.95 7	2.55	15.96%	10.377	11.5	-9.77%
			Bedroom 3 (Double)	2.63 5	2.55	3.33%	11.262	11.5	-2.07%
			Bedroom 4 (Double)	2.62 7	2.55	3.02%	8.984	11.5	-21.88%
152.859	124	23.27 %	Bedroom 1 (Double)	3.00 6	2.75	9.31%	12.906	11.5	12.23%
			Bedroom 2 (Double)	2.55 7	2.55	0.27%	9.627	11.5	-16.29%
			Bedroom 3 (Double)	2.76 9	2.55	8.59%	9.075	11.5	-21.09%
			Bedroom 4 (Double)	2.93	2.55	14.90%	8.71	11.5	-24.26%
152.859	124	23.27 %	Bedroom 1 (Double)	3.00 6	2.75	9.31%	12.906	11.5	12.23%
			Bedroom 2 (Double)	2.55 7	2.55	0.27%	9.627	11.5	-16.29%
			Bedroom 3 (Double)	2.76 9	2.55	8.59%	9.075	11.5	-21.09%
			Bedroom 4 (Double)	2.93	2.55	14.90%	8.71	11.5	-24.26%
152.859	124	23.27 %	Bedroom 1 (Double)	3.00 6	2.75	9.31%	12.906	11.5	12.23%
			Bedroom 2 (Double)	2.55 7	2.55	0.27%	9.627	11.5	-16.29%
			Bedroom 3 (Double)	2.76 9	2.55	8.59%	9.075	11.5	-21.09%
			Bedroom 4 (Double)	2.93	2.55	14.90%	8.71	11.5	-24.26%
106.7	106	0.66%	Bedroom 1 (Double)	2.72 5	2.75	-0.91%	10.591	11.5	-7.90%
			Bedroom 2 (Double)	2.58 1	2.55	1.22%	9.711	11.5	-15.56%

			Bedroom 3 (Single)	2.02 2	2.15	-5.95%	6.603	7.5	-11.96%
			Bedroom 4 (Single)	2.25 1	2.15	4.70%	5.538	7.5	-26.16%
106.7	106	0.66%	Bedroom 1 (Double)	2.72 5	2.75	-0.91%	10.591	11.5	-7.90%
			Bedroom 2 (Double)	2.58 1	2.55	1.22%	9.711	11.5	-15.56%
			Bedroom 3 (Single)	2.02 2	2.15	-5.95%	6.603	7.5	-11.96%
			Bedroom 4 (Single)	2.25 1	2.15	4.70%	5.538	7.5	-26.16%
106.7	106	0.66%	Bedroom 1 (Double)	2.72 5	2.75	-0.91%	10.591	11.5	-7.90%
			Bedroom 2 (Double)	2.58 1	2.55	1.22%	9.711	11.5	-15.56%
			Bedroom 3 (Single)	2.02 2	2.15	-5.95%	6.603	7.5	-11.96%
			Bedroom 4 (Single)	2.25 1	2.15	4.70%	5.538	7.5	-26.16%
127.992	115	11.30%	Bedroom 1 (Double)	3.12 2	2.75	13.53%	11.382	11.5	-1.03%
			Bedroom 2 (Double)	2.54 7	2.55	-0.12%	10.135	11.5	-11.87%
			Bedroom 3 (Double)	2.53 8	2.55	-0.47%	8.31	11.5	-27.74%
			Bedroom 4 (Single)	2.13 2	2.15	-0.84%	6.103	7.5	-18.63%
127.992	115	11.30%	Bedroom 1 (Double)	3.12 2	2.75	13.53%	11.382	11.5	-1.03%
			Bedroom 2 (Double)	2.54 7	2.55	-0.12%	10.135	11.5	-11.87%



			Bedroom 3 (Double)	2.53 8	2.55	-0.47%	8.31	11.5	-27.74%
			Bedroom 4 (Single)	2.13 2	2.15	-0.84%	6.103	7.5	-18.63%
127.992	115	11.30 %	Bedroom 1 (Double)	3.12 2	2.75	13.53%	11.382	11.5	-1.03%
			Bedroom 2 (Double)	2.54 7	2.55	-0.12%	10.135	11.5	-11.87%
			Bedroom 3 (Double)	2.53 8	2.55	-0.47%	8.31	11.5	-27.74%
			Bedroom 4 (Single)	2.13 2	2.15	-0.84%	6.103	7.5	-18.63%
127.992	115	11.30 %	Bedroom 1 (Double)	3.12 2	2.75	13.53%	11.382	11.5	-1.03%
			Bedroom 2 (Double)	2.54 7	2.55	-0.12%	10.135	11.5	-11.87%
			Bedroom 3 (Double)	2.53 8	2.55	-0.47%	8.31	11.5	-27.74%
			Bedroom 4 (Single)	2.13 2	2.15	-0.84%	6.103	7.5	-18.63%
127.992	115	11.30 %	Bedroom 1 (Double)	3.12 2	2.75	13.53%	11.382	11.5	-1.03%
			Bedroom 2 (Double)	2.54 7	2.55	-0.12%	10.135	11.5	-11.87%
			Bedroom 3 (Double)	2.53 8	2.55	-0.47%	8.31	11.5	-27.74%
			Bedroom 4 (Single)	2.13 2	2.15	-0.84%	6.103	7.5	-18.63%
127.992	115	11.30 %	Bedroom 1 (Double)	3.12 2	2.75	13.53%	11.382	11.5	-1.03%
			Bedroom 2 (Double)	2.54 7	2.55	-0.12%	10.135	11.5	-11.87%

			Bedroom 3 (Double)	2.53 8	2.55	-0.47%	8.31	11.5	-27.74%
			Bedroom 4 (Single)	2.13 2	2.15	-0.84%	6.103	7.5	-18.63%
127.992	115	11.30 %	Bedroom 1 (Double)	3.12 2	2.75	13.53%	11.382	11.5	-1.03%
			Bedroom 2 (Double)	2.54 7	2.55	-0.12%	10.135	11.5	-11.87%
			Bedroom 3 (Double)	2.53 8	2.55	-0.47%	8.31	11.5	-27.74%
			Bedroom 4 (Single)	2.13 2	2.15	-0.84%	6.103	7.5	-18.63%
102.174	106	-3.61%	Bedroom 1 (Double)	2.56 5	2.75	-6.73%	9.703	11.5	-15.63%
			Bedroom 2 (Double)	2.43 8	2.55	-4.39%	8.884	11.5	-22.75%
			Bedroom 3 (Single)	2.12 5	2.15	-1.16%	6.921	7.5	-7.72%
			Bedroom 4 (Single)	2.29 4	2.15	6.70%	5.875	7.5	-21.67%
102.174	106	-3.61%	Bedroom 1 (Double)	2.56 5	2.75	-6.73%	9.703	11.5	-15.63%
			Bedroom 2 (Double)	2.43 8	2.55	-4.39%	8.884	11.5	-22.75%
			Bedroom 3 (Single)	2.12 5	2.15	-1.16%	6.921	7.5	-7.72%
			Bedroom 4 (Single)	2.29 4	2.15	6.70%	5.875	7.5	-21.67%
102.174	106	-3.61%	Bedroom 1 (Double)	2.56 5	2.75	-6.73%	9.703	11.5	-15.63%
			Bedroom 2 (Double)	2.43 8	2.55	-4.39%	8.884	11.5	-22.75%

				Bedroom 3 (Single)	2.12 5	2.15	-1.16%	6.921	7.5	-7.72%
				Bedroom 4 (Single)	2.29 4	2.15	6.70%	5.875	7.5	-21.67%
102.174	106	-3.61%		Bedroom 1 (Double)	2.56 5	2.75	-6.73%	9.703	11.5	-15.63%
				Bedroom 2 (Double)	2.43 8	2.55	-4.39%	8.884	11.5	-22.75%
				Bedroom 3 (Single)	2.12 5	2.15	-1.16%	6.921	7.5	-7.72%
				Bedroom 4 (Single)	2.29 4	2.15	6.70%	5.875	7.5	-21.67%
102.174	106	-3.61%		Bedroom 1 (Double)	2.56 5	2.75	-6.73%	9.703	11.5	-15.63%
				Bedroom 2 (Double)	2.43 8	2.55	-4.39%	8.884	11.5	-22.75%
				Bedroom 3 (Single)	2.12 5	2.15	-1.16%	6.921	7.5	-7.72%
				Bedroom 4 (Single)	2.29 4	2.15	6.70%	5.875	7.5	-21.67%
102.174	106	-3.61%		Bedroom 1 (Double)	2.56 5	2.75	-6.73%	9.703	11.5	-15.63%
				Bedroom 2 (Double)	2.43 8	2.55	-4.39%	8.884	11.5	-22.75%
102.174	106	-3.61%		Bedroom 1 (Double)	2.56 5	2.75	-6.73%	9.703	11.5	-15.63%
				Bedroom 2 (Double)	2.43 8	2.55	-4.39%	8.884	11.5	-22.75%

			Bedroom 3 (Single)	2.12 5	2.15	-1.16%	6.921	7.5	-7.72%
			Bedroom 4 (Single)	2.29 4	2.15	6.70%	5.875	7.5	-21.67%
47.41	50	-5.18%	Bedroom 1 (Double)	2.63 3	2.75	-4.25%	13.674	11.5	18.90%
47.41	50	-5.18%	Bedroom 1 (Double)	2.63 3	2.75	-4.25%	13.674	11.5	18.90%
47.41	50	-5.18%	Bedroom 1 (Double)	2.63 3	2.75	-4.25%	13.674	11.5	18.90%
52.714	50	5.43%	Bedroom 1 (Double)	2.60 8	2.75	-5.16%	15.901	11.5	38.27%
52.714	50	5.43%	Bedroom 1 (Double)	2.60 8	2.75	-5.16%	15.901	11.5	38.27%
52.714	50	5.43%	Bedroom 1 (Double)	2.60 8	2.75	-5.16%	15.901	11.5	38.27%
47.007	50	-5.99%	Bedroom 1 (Double)	3.19 5	2.75	16.18%	12.027	11.5	4.58%
47.007	50	-5.99%	Bedroom 1 (Double)	3.19 5	2.75	16.18%	12.027	11.5	4.58%
52.44	50	4.88%	Bedroom 1 (Double)	3.74 4	2.75	36.15%	16.568	11.5	44.07%
52.44	50	4.88%	Bedroom 1 (Double)	3.74 4	2.75	36.15%	16.568	11.5	44.07%
68.176	79	-13.70%	Bedroom 1 (Double)	3.39	2.75	23.27%	14.506	11.5	26.14%
			Bedroom 2 (Double)	2.23 4	2.55	-12.39%	11.597	11.5	0.84%
68.176	79	-13.70%	Bedroom 1 (Double)	3.39	2.75	23.27%	14.506	11.5	26.14%
			Bedroom 2 (Double)	2.23 4	2.55	-12.39%	11.597	11.5	0.84%
68.176	79	-	Bedroom 1 (Double)	3.39	2.75	23.27%	14.506	11.5	26.14%

		13.70 %	Bedroom 2 (Double)	2.23 4	2.55	- 12.39%	11.597	11.5	0.84%
68.176	79	- 13.70 %	Bedroom 1 (Double)	3.39	2.75	23.27%	14.506	11.5	26.14%
			Bedroom 2 (Double)	2.23 4	2.55	- 12.39%	11.597	11.5	0.84%
68.176	79	- 13.70 %	Bedroom 1 (Double)	3.39	2.75	23.27%	14.506	11.5	26.14%
			Bedroom 2 (Double)	2.23 4	2.55	- 12.39%	11.597	11.5	0.84%
68.176	79	- 13.70 %	Bedroom 1 (Double)	3.39	2.75	23.27%	14.506	11.5	26.14%
			Bedroom 2 (Double)	2.23 4	2.55	- 12.39%	11.597	11.5	0.84%
68.176	79	- 13.70 %	Bedroom 1 (Double)	3.39	2.75	23.27%	14.506	11.5	26.14%
			Bedroom 2 (Double)	2.23 4	2.55	- 12.39%	11.597	11.5	0.84%
68.176	79	- 13.70 %	Bedroom 1 (Double)	3.39	2.75	23.27%	14.506	11.5	26.14%
			Bedroom 2 (Double)	2.23 4	2.55	- 12.39%	11.597	11.5	0.84%
82.236	93	- 11.57 %	Bedroom 1 (Double)	2.61 6	2.75	-4.87%	10.527	11.5	-8.46%
			Bedroom 2 (Double)	2.25 2	2.55	- 11.69%	10.44	11.5	-9.22%
			Bedroom 3 (Single)	2.41 3	2.15	12.23%	6.256	7.5	-16.59%
82.236	93	- 11.57 %	Bedroom 1 (Double)	2.61 6	2.75	-4.87%	10.527	11.5	-8.46%
			Bedroom 2 (Double)	2.25 2	2.55	- 11.69%	10.44	11.5	-9.22%
			Bedroom 3 (Single)	2.41 3	2.15	12.23%	6.256	7.5	-16.59%
82.236	93	- 11.57 %	Bedroom 1 (Double)	2.61 6	2.75	-4.87%	10.527	11.5	-8.46%

			%	Bedroom 2 (Double)	2.25 2	2.55	- 11.69%	10.44	11.5	-9.22%
				Bedroom 3 (Single)	2.41 3	2.15	12.23%	6.256	7.5	-16.59%
82.236	93		- 11.57 %	Bedroom 1 (Double)	2.61 6	2.75	-4.87%	10.527	11.5	-8.46%
				Bedroom 2 (Double)	2.25 2	2.55	- 11.69%	10.44	11.5	-9.22%
				Bedroom 3 (Single)	2.41 3	2.15	12.23%	6.256	7.5	-16.59%
82.236	93		- 11.57 %	Bedroom 1 (Double)	2.61 6	2.75	-4.87%	10.527	11.5	-8.46%
				Bedroom 2 (Double)	2.25 2	2.55	- 11.69%	10.44	11.5	-9.22%
				Bedroom 3 (Single)	2.41 3	2.15	12.23%	6.256	7.5	-16.59%
82.236	93		- 11.57 %	Bedroom 1 (Double)	2.61 6	2.75	-4.87%	10.527	11.5	-8.46%
				Bedroom 2 (Double)	2.25 2	2.55	- 11.69%	10.44	11.5	-9.22%
				Bedroom 3 (Single)	2.41 3	2.15	12.23%	6.256	7.5	-16.59%
82.236	93		- 11.57 %	Bedroom 1 (Double)	2.61 6	2.75	-4.87%	10.527	11.5	-8.46%
				Bedroom 2 (Double)	2.25 2	2.55	- 11.69%	10.44	11.5	-9.22%
				Bedroom 3 (Single)	2.41 3	2.15	12.23%	6.256	7.5	-16.59%
							#DIV/0!		11.5	- 100.00 %
							#DIV/0!		11.5	-

										100.00 %
						#DIV/0!		11.5		- 100.00 %
						#DIV/0!		11.5		- 100.00 %
60.198	70	- 14.00 %	Bedroom 1 (Double)	3.008	2.75	9.38%	12.469	11.5		8.43%
			Bedroom 2 (Single)	2.013	2.15	-6.37%	7.75	7.5		3.33%
60.198	70	- 14.00 %	Bedroom 1 (Double)	3.008	2.75	9.38%	12.469	11.5		8.43%
			Bedroom 2 (Single)	2.013	2.15	-6.37%	7.75	7.5		3.33%
60.198	70	- 14.00 %	Bedroom 1 (Double)	3.008	2.75	9.38%	12.469	11.5		8.43%
			Bedroom 2 (Single)	2.013	2.15	-6.37%	7.75	7.5		3.33%
60.198	70	- 14.00 %	Bedroom 1 (Double)	3.008	2.75	9.38%	12.469	11.5		8.43%
			Bedroom 2 (Single)	2.013	2.15	-6.37%	7.75	7.5		3.33%
60.198	70	- 14.00 %	Bedroom 1 (Double)	3.008	2.75	9.38%	12.469	11.5		8.43%
			Bedroom 2 (Single)	2.013	2.15	-6.37%	7.75	7.5		3.33%
71.016	84	- 15.46 %	Bedroom 1 (Double)	2.5	2.75	-9.09%	9.642	11.5		-16.16%
			Bedroom 2 (Single)	2.119	2.15	-1.44%	7.316	7.5		-2.45%

			Bedroom 3 (Single)	2.04 2	2.15	-5.02%	5.783	7.5	-22.89%
71.016	84	- 15.46 %	Bedroom 1 (Double)	2.5	2.75	-9.09%	9.642	11.5	-16.16%
			Bedroom 2 (Single)	2.11 9	2.15	-1.44%	7.316	7.5	-2.45%
			Bedroom 3 (Single)	2.04 2	2.15	-5.02%	5.783	7.5	-22.89%
71.016	84	- 15.46 %	Bedroom 1 (Double)	2.5	2.75	-9.09%	9.642	11.5	-16.16%
			Bedroom 2 (Single)	2.11 9	2.15	-1.44%	7.316	7.5	-2.45%
			Bedroom 3 (Single)	2.04 2	2.15	-5.02%	5.783	7.5	-22.89%
71.016	84	- 15.46 %	Bedroom 1 (Double)	2.5	2.75	-9.09%	9.642	11.5	-16.16%
			Bedroom 2 (Single)	2.11 9	2.15	-1.44%	7.316	7.5	-2.45%
			Bedroom 3 (Single)	2.04 2	2.15	-5.02%	5.783	7.5	-22.89%
71.016	84	- 15.46 %	Bedroom 1 (Double)	2.5	2.75	-9.09%	9.642	11.5	-16.16%
			Bedroom 2 (Single)	2.11 9	2.15	-1.44%	7.316	7.5	-2.45%
			Bedroom 3 (Single)	2.04 2	2.15	-5.02%	5.783	7.5	-22.89%
68.176	79	- 13.70 %	Bedroom 1 (Double)	3.39	2.75	23.27%	14.506	11.5	26.14%
			Bedroom 2 (Double)	2.23 4	2.55	- 12.39%	11.597	11.5	0.84%
68.176	79	- 13.70 %	Bedroom 1 (Double)	3.39	2.75	23.27%	14.506	11.5	26.14%
			Bedroom 2 (Double)	2.23 4	2.55	- 12.39%	11.597	11.5	0.84%
68.176	79	- 13.70 %	Bedroom 1 (Double)	3.39	2.75	23.27%	14.506	11.5	26.14%
			Bedroom 2 (Double)	2.23	2.55	-	11.597	11.5	0.84%



					4		12.39%					
Land off Crewe Road, Shavington, CW2 5AH	18/2079 N	77.1	93	-	17.10 %	Bedroom 1 (Double)	2.59 5	2.75	-5.64%	9.97	11.5	-13.30%
						Bedroom 2 (Double)	2.57 8	2.55	1.10%	8.018	11.5	-30.28%
						Bedroom 3 (Single)	1.9	2.15	-	11.63%	5.071	7.5
		77.1	93	-	17.10 %	Bedroom 1 (Double)	2.59 5	2.75	-5.64%	9.97	11.5	-13.30%
						Bedroom 2 (Double)	2.57 8	2.55	1.10%	8.018	11.5	-30.28%
						Bedroom 3 (Single)	1.9	2.15	-	11.63%	5.071	7.5
		77.1	93	-	17.10 %	Bedroom 1 (Double)	2.59 5	2.75	-5.64%	9.97	11.5	-13.30%
						Bedroom 2 (Double)	2.57 8	2.55	1.10%	8.018	11.5	-30.28%
						Bedroom 3 (Single)	1.9	2.15	-	11.63%	5.071	7.5
		77.1	93	-	17.10 %	Bedroom 1 (Double)	2.59 5	2.75	-5.64%	9.97	11.5	-13.30%
						Bedroom 2 (Double)	2.57 8	2.55	1.10%	8.018	11.5	-30.28%
						Bedroom 3 (Single)	1.9	2.15	-	11.63%	5.071	7.5
77.1	93	-	17.10 %	Bedroom 1 (Double)	2.59 5	2.75	-5.64%	9.97	11.5	-13.30%		
				Bedroom 2 (Double)	2.57 8	2.55	1.10%	8.018	11.5	-30.28%		
				Bedroom 3 (Single)	1.9	2.15	-	11.63%	5.071	7.5	-32.39%	

	77.1	93	- 17.10 %	Bedroom 1 (Double)	2.59 5	2.75	-5.64%	9.97	11.5	-13.30%
				Bedroom 2 (Double)	2.57 8	2.55	1.10%	8.018	11.5	-30.28%
				Bedroom 3 (Single)	1.9	2.15	- 11.63%	5.071	7.5	-32.39%
	77.1	93	- 17.10 %	Bedroom 1 (Double)	2.59 5	2.75	-5.64%	9.97	11.5	-13.30%
				Bedroom 2 (Double)	2.57 8	2.55	1.10%	8.018	11.5	-30.28%
				Bedroom 3 (Single)	1.9	2.15	- 11.63%	5.071	7.5	-32.39%
	77.1	93	- 17.10 %	Bedroom 1 (Double)	2.59 5	2.75	-5.64%	9.97	11.5	-13.30%
				Bedroom 2 (Double)	2.57 8	2.55	1.10%	8.018	11.5	-30.28%
				Bedroom 3 (Single)	1.9	2.15	- 11.63%	5.071	7.5	-32.39%
	79.4	93	- 14.62 %	Bedroom 1 (Double)	3.21 8	2.75	17.02%	10.347	11.5	-10.03%
				Bedroom 2 (Double)	2.67 6	2.55	4.94%	8.318	11.5	-27.67%
				Bedroom 3 (Single)	1.96 5	2.15	-8.60%	5.28	7.5	-29.60%
79.4	93	- 14.62 %	Bedroom 1 (Double)	3.21 8	2.75	17.02%	10.347	11.5	-10.03%	
			Bedroom 2 (Double)	2.67 6	2.55	4.94%	8.318	11.5	-27.67%	
			Bedroom 3 (Single)	1.96 5	2.15	-8.60%	5.28	7.5	-29.60%	
79.4	93	- 14.62	Bedroom 1 (Double)	3.21 8	2.75	17.02%	10.347	11.5	-10.03%	

		%	Bedroom 2 (Double)	2.67 6	2.55	4.94%	8.318	11.5	-27.67%
			Bedroom 3 (Single)	1.96 5	2.15	-8.60%	5.28	7.5	-29.60%
79.4	93	- 14.62 %	Bedroom 1 (Double)	3.21 8	2.75	17.02%	10.347	11.5	-10.03%
			Bedroom 2 (Double)	2.67 6	2.55	4.94%	8.318	11.5	-27.67%
			Bedroom 3 (Single)	1.96 5	2.15	-8.60%	5.28	7.5	-29.60%
79.4	93	- 14.62 %	Bedroom 1 (Double)	3.21 8	2.75	17.02%	10.347	11.5	-10.03%
			Bedroom 2 (Double)	2.67 6	2.55	4.94%	8.318	11.5	-27.67%
			Bedroom 3 (Single)	1.96 5	2.15	-8.60%	5.28	7.5	-29.60%
95.9	106	-9.53%	Bedroom 1 (Double)	2.73 8	2.75	-0.44%	10.709	11.5	-6.88%
			Bedroom 2 (Double)	2.83 2	2.55	11.06%	8.273	11.5	-28.06%
			Bedroom 3 (Single)	2.53 5	2.15	17.91%	6.081	7.5	-18.92%
			Bedroom 4 (Single)	2.06	2.15	-4.19%	5.223	7.5	-30.36%
95.9	106	-9.53%	Bedroom 1 (Double)	2.73 8	2.75	-0.44%	10.709	11.5	-6.88%
			Bedroom 2 (Double)	2.83 2	2.55	11.06%	8.273	11.5	-28.06%
			Bedroom 3 (Single)	2.53 5	2.15	17.91%	6.081	7.5	-18.92%
			Bedroom 4 (Single)	2.06	2.15	-4.19%	5.223	7.5	-30.36%
95.9	106	-9.53%	Bedroom 1 (Double)	2.73	2.75	-0.44%	10.709	11.5	-6.88%

				8						
				Bedroom 2 (Double)	2.83 2	2.55	11.06%	8.273	11.5	-28.06%
				Bedroom 3 (Single)	2.53 5	2.15	17.91%	6.081	7.5	-18.92%
				Bedroom 4 (Single)	2.06	2.15	-4.19%	5.223	7.5	-30.36%
	95.9	106	-9.53%	Bedroom 1 (Double)	2.73 8	2.75	-0.44%	10.709	11.5	-6.88%
				Bedroom 2 (Double)	2.83 2	2.55	11.06%	8.273	11.5	-28.06%
				Bedroom 3 (Single)	2.53 5	2.15	17.91%	6.081	7.5	-18.92%
				Bedroom 4 (Single)	2.06	2.15	-4.19%	5.223	7.5	-30.36%
	95.9	106	-9.53%	Bedroom 1 (Double)	2.73 8	2.75	-0.44%	10.709	11.5	-6.88%
				Bedroom 2 (Double)	2.83 2	2.55	11.06%	8.273	11.5	-28.06%
				Bedroom 3 (Single)	2.53 5	2.15	17.91%	6.081	7.5	-18.92%
				Bedroom 4 (Single)	2.06	2.15	-4.19%	5.223	7.5	-30.36%
	95.9	106	-9.53%	Bedroom 1 (Double)	2.73 8	2.75	-0.44%	10.709	11.5	-6.88%
				Bedroom 2 (Double)	2.83 2	2.55	11.06%	8.273	11.5	-28.06%
				Bedroom 3 (Single)	2.53 5	2.15	17.91%	6.081	7.5	-18.92%
				Bedroom 4 (Single)	2.06	2.15	-4.19%	5.223	7.5	-30.36%
	95.9	106	-9.53%	Bedroom 1 (Double)	2.73 8	2.75	-0.44%	10.709	11.5	-6.88%
				Bedroom 2 (Double)	2.83 2	2.55	11.06%	8.273	11.5	-28.06%

			Bedroom 3 (Single)	2.53 5	2.15	17.91%	6.081	7.5	-18.92%
			Bedroom 4 (Single)	2.06	2.15	-4.19%	5.223	7.5	-30.36%
100.3	106	-5.38%	Bedroom 1 (Double)	2.68 8	2.75	-2.25%	9.291	11.5	-19.21%
			Bedroom 2 (Double)	3.04 5	2.55	19.41%	9.58	11.5	-16.70%
			Bedroom 3 (Single)	2.74 8	2.15	27.81%	7.444	7.5	-0.75%
			Bedroom 4 (Single)	2.06 1	2.15	-4.14%	5.68	7.5	-24.27%
100.3	106	-5.38%	Bedroom 1 (Double)	2.68 8	2.75	-2.25%	9.291	11.5	-19.21%
			Bedroom 2 (Double)	3.04 5	2.55	19.41%	9.58	11.5	-16.70%
			Bedroom 3 (Single)	2.74 8	2.15	27.81%	7.444	7.5	-0.75%
			Bedroom 4 (Single)	2.06 1	2.15	-4.14%	5.68	7.5	-24.27%
100.3	106	-5.38%	Bedroom 1 (Double)	2.68 8	2.75	-2.25%	9.291	11.5	-19.21%
			Bedroom 2 (Double)	3.04 5	2.55	19.41%	9.58	11.5	-16.70%
			Bedroom 3 (Single)	2.74 8	2.15	27.81%	7.444	7.5	-0.75%
			Bedroom 4 (Single)	2.06 1	2.15	-4.14%	5.68	7.5	-24.27%
113.8	115	-1.04%	Bedroom 1 (Double)	3.1	2.75	12.73%	14.283	11.5	24.20%
			Bedroom 2 (Double)	3.12 5	2.55	22.55%	11.878	11.5	3.29%
			Bedroom 3 (Double)	3.10	2.55	21.88%	10.065	11.5	-12.48%

			8						
			Bedroom 4 (Single)	2.16	2.15	0.47%	4.902	7.5	-34.64%
113.8	115	-1.04%	Bedroom 1 (Double)	3.1	2.75	12.73%	14.283	11.5	24.20%
			Bedroom 2 (Double)	3.12 5	2.55	22.55%	11.878	11.5	3.29%
			Bedroom 3 (Double)	3.10 8	2.55	21.88%	10.065	11.5	-12.48%
			Bedroom 4 (Single)	2.16	2.15	0.47%	4.902	7.5	-34.64%
113.8	115	-1.04%	Bedroom 1 (Double)	3.1	2.75	12.73%	14.283	11.5	24.20%
			Bedroom 2 (Double)	3.12 5	2.55	22.55%	11.878	11.5	3.29%
			Bedroom 3 (Double)	3.10 8	2.55	21.88%	10.065	11.5	-12.48%
			Bedroom 4 (Single)	2.16	2.15	0.47%	4.902	7.5	-34.64%
113.8	115	-1.04%	Bedroom 1 (Double)	3.1	2.75	12.73%	14.283	11.5	24.20%
			Bedroom 2 (Double)	3.12 5	2.55	22.55%	11.878	11.5	3.29%
			Bedroom 3 (Double)	3.10 8	2.55	21.88%	10.065	11.5	-12.48%
			Bedroom 4 (Single)	2.16	2.15	0.47%	4.902	7.5	-34.64%
113.8	115	-1.04%	Bedroom 1 (Double)	3.1	2.75	12.73%	14.283	11.5	24.20%
			Bedroom 2 (Double)	3.12 5	2.55	22.55%	11.878	11.5	3.29%
			Bedroom 3 (Double)	3.10 8	2.55	21.88%	10.065	11.5	-12.48%
			Bedroom 4 (Single)	2.16	2.15	0.47%	4.902	7.5	-34.64%
113.8	115	-1.04%	Bedroom 1 (Double)	3.1	2.75	12.73%	14.283	11.5	24.20%
			Bedroom 2 (Double)	3.12 5	2.55	22.55%	11.878	11.5	3.29%

			Bedroom 3 (Double)	3.10 8	2.55	21.88%	10.065	11.5	-12.48%
			Bedroom 4 (Single)	2.16	2.15	0.47%	4.902	7.5	-34.64%
113.8	115	-1.04%	Bedroom 1 (Double)	3.1	2.75	12.73%	14.283	11.5	24.20%
			Bedroom 2 (Double)	3.12 5	2.55	22.55%	11.878	11.5	3.29%
			Bedroom 3 (Double)	3.10 8	2.55	21.88%	10.065	11.5	-12.48%
			Bedroom 4 (Single)	2.16	2.15	0.47%	4.902	7.5	-34.64%
117.7	124	-5.08%	Bedroom 1 (Double)	3.39 1	2.75	23.31%	12.422	11.5	8.02%
			Bedroom 2 (Double)	2.99 2	2.55	17.33%	11.218	11.5	-2.45%
			Bedroom 3 (Double)	3.11 1	2.55	22.00%	10.779	11.5	-6.27%
			Bedroom 4 (Double)	2.84 8	2.55	11.69%	9.667	11.5	-15.94%
117.7	124	-5.08%	Bedroom 1 (Double)	3.39 1	2.75	23.31%	12.422	11.5	8.02%
			Bedroom 2 (Double)	2.99 2	2.55	17.33%	11.218	11.5	-2.45%
			Bedroom 3 (Double)	3.11 1	2.55	22.00%	10.779	11.5	-6.27%
			Bedroom 4 (Double)	2.84 8	2.55	11.69%	9.667	11.5	-15.94%
117.7	124	-5.08%	Bedroom 1 (Double)	3.39 1	2.75	23.31%	12.422	11.5	8.02%
			Bedroom 2 (Double)	2.99 2	2.55	17.33%	11.218	11.5	-2.45%
			Bedroom 3 (Double)	3.11 1	2.55	22.00%	10.779	11.5	-6.27%

			Bedroom 4 (Double)	2.84 8	2.55	11.69%	9.667	11.5	-15.94%
117.7	124	-5.08%	Bedroom 1 (Double)	3.39 1	2.75	23.31%	12.422	11.5	8.02%
			Bedroom 2 (Double)	2.99 2	2.55	17.33%	11.218	11.5	-2.45%
			Bedroom 3 (Double)	3.11 1	2.55	22.00%	10.779	11.5	-6.27%
			Bedroom 4 (Double)	2.84 8	2.55	11.69%	9.667	11.5	-15.94%
117.7	124	-5.08%	Bedroom 1 (Double)	3.39 1	2.75	23.31%	12.422	11.5	8.02%
			Bedroom 2 (Double)	2.99 2	2.55	17.33%	11.218	11.5	-2.45%
			Bedroom 3 (Double)	3.11 1	2.55	22.00%	10.779	11.5	-6.27%
			Bedroom 4 (Double)	2.84 8	2.55	11.69%	9.667	11.5	-15.94%
117.7	124	-5.08%	Bedroom 1 (Double)	3.39 1	2.75	23.31%	12.422	11.5	8.02%
			Bedroom 2 (Double)	2.99 2	2.55	17.33%	11.218	11.5	-2.45%
			Bedroom 3 (Double)	3.11 1	2.55	22.00%	10.779	11.5	-6.27%
			Bedroom 4 (Double)	2.84 8	2.55	11.69%	9.667	11.5	-15.94%
117.7	124	-5.08%	Bedroom 1 (Double)	3.39 1	2.75	23.31%	12.422	11.5	8.02%
			Bedroom 2 (Double)	2.99 2	2.55	17.33%	11.218	11.5	-2.45%
			Bedroom 3 (Double)	3.11 1	2.55	22.00%	10.779	11.5	-6.27%



			Bedroom 4 (Double)	2.84 8	2.55	11.69%	9.667	11.5	-15.94%
122.3	124	-1.37%	Bedroom 1 (Double)	3.57 6	2.75	30.04%	13.816	11.5	20.14%
			Bedroom 2 (Double)	3.42 3	2.55	34.24%	12.103	11.5	5.24%
			Bedroom 3 (Double)	2.81 3	2.55	10.31%	8.325	11.5	-27.61%
			Bedroom 4 (Double)	2.96 6	2.55	16.31%	8.593	11.5	-25.28%
122.3	124	-1.37%	Bedroom 1 (Double)	3.57 6	2.75	30.04%	13.816	11.5	20.14%
			Bedroom 2 (Double)	3.42 3	2.55	34.24%	12.103	11.5	5.24%
			Bedroom 3 (Double)	2.81 3	2.55	10.31%	8.325	11.5	-27.61%
			Bedroom 4 (Double)	2.96 6	2.55	16.31%	8.593	11.5	-25.28%
122.3	124	-1.37%	Bedroom 1 (Double)	3.57 6	2.75	30.04%	13.816	11.5	20.14%
			Bedroom 2 (Double)	3.42 3	2.55	34.24%	12.103	11.5	5.24%
			Bedroom 3 (Double)	2.81 3	2.55	10.31%	8.325	11.5	-27.61%
			Bedroom 4 (Double)	2.96 6	2.55	16.31%	8.593	11.5	-25.28%
122.3	124	-1.37%	Bedroom 1 (Double)	3.57 6	2.75	30.04%	13.816	11.5	20.14%
			Bedroom 2 (Double)	3.42 3	2.55	34.24%	12.103	11.5	5.24%
			Bedroom 3 (Double)	2.81 3	2.55	10.31%	8.325	11.5	-27.61%

			Bedroom 4 (Double)	2.96 6	2.55	16.31%	8.593	11.5	-25.28%
122.3	124	-1.37%	Bedroom 1 (Double)	3.57 6	2.75	30.04%	13.816	11.5	20.14%
			Bedroom 2 (Double)	3.42 3	2.55	34.24%	12.103	11.5	5.24%
			Bedroom 3 (Double)	2.81 3	2.55	10.31%	8.325	11.5	-27.61%
			Bedroom 4 (Double)	2.96 6	2.55	16.31%	8.593	11.5	-25.28%
122.3	124	-1.37%	Bedroom 1 (Double)	3.57 6	2.75	30.04%	13.816	11.5	20.14%
			Bedroom 2 (Double)	3.42 3	2.55	34.24%	12.103	11.5	5.24%
			Bedroom 3 (Double)	2.81 3	2.55	10.31%	8.325	11.5	-27.61%
			Bedroom 4 (Double)	2.96 6	2.55	16.31%	8.593	11.5	-25.28%
122.3	124	-1.37%	Bedroom 1 (Double)	3.57 6	2.75	30.04%	13.816	11.5	20.14%
			Bedroom 2 (Double)	3.42 3	2.55	34.24%	12.103	11.5	5.24%
			Bedroom 3 (Double)	2.81 3	2.55	10.31%	8.325	11.5	-27.61%
			Bedroom 4 (Double)	2.96 6	2.55	16.31%	8.593	11.5	-25.28%
122.3	124	-1.37%	Bedroom 1 (Double)	3.57 6	2.75	30.04%	13.816	11.5	20.14%
			Bedroom 2 (Double)	3.42 3	2.55	34.24%	12.103	11.5	5.24%
			Bedroom 3 (Double)	2.81 3	2.55	10.31%	8.325	11.5	-27.61%

			Bedroom 4 (Double)	2.96 6	2.55	16.31%	8.593	11.5	-25.28%
86	93	-7.53%	Bedroom 1 (Double)	3.59 8	2.75	30.84%	13.482	11.5	17.23%
			Bedroom 2 (Single)	2.20 6	2.15	2.60%	6.713	7.5	-10.49%
			Bedroom 3 (Double)	2.35 9	2.55	-7.49%	9.83	11.5	-14.52%
86	93	-7.53%	Bedroom 1 (Double)	3.59 8	2.75	30.84%	13.482	11.5	17.23%
			Bedroom 2 (Single)	2.20 6	2.15	2.60%	6.713	7.5	-10.49%
			Bedroom 3 (Double)	2.35 9	2.55	-7.49%	9.83	11.5	-14.52%
86	93	-7.53%	Bedroom 1 (Double)	3.59 8	2.75	30.84%	13.482	11.5	17.23%
			Bedroom 2 (Single)	2.20 6	2.15	2.60%	6.713	7.5	-10.49%
			Bedroom 3 (Double)	2.35 9	2.55	-7.49%	9.83	11.5	-14.52%
86	93	-7.53%	Bedroom 1 (Double)	3.59 8	2.75	30.84%	13.482	11.5	17.23%
			Bedroom 2 (Single)	2.20 6	2.15	2.60%	6.713	7.5	-10.49%
			Bedroom 3 (Double)	2.35 9	2.55	-7.49%	9.83	11.5	-14.52%

	86	93	-7.53%	Bedroom 1 (Double)	3.59 8	2.75	30.84%	13.482	11.5	17.23%
				Bedroom 2 (Single)	2.20 6	2.15	2.60%	6.713	7.5	-10.49%
				Bedroom 3 (Double)	2.35 9	2.55	-7.49%	9.83	11.5	-14.52%
	86	93	-7.53%	Bedroom 1 (Double)	3.59 8	2.75	30.84%	13.482	11.5	17.23%
				Bedroom 2 (Single)	2.20 6	2.15	2.60%	6.713	7.5	-10.49%
				Bedroom 3 (Double)	2.35 9	2.55	-7.49%	9.83	11.5	-14.52%
	86	93	-7.53%	Bedroom 1 (Double)	3.59 8	2.75	30.84%	13.482	11.5	17.23%
				Bedroom 2 (Single)	2.20 6	2.15	2.60%	6.713	7.5	-10.49%
				Bedroom 3 (Double)	2.35 9	2.55	-7.49%	9.83	11.5	-14.52%
	89	93	-4.30%	Bedroom 1 (Double)	3.84 9	2.75	39.96%	15.489	11.5	34.69%
				Bedroom 2 (Double)	2.66 2	2.55	4.39%	9.142	11.5	-20.50%
				Bedroom 3 (Single)	2.01 8	2.15	-6.14%	6.295	7.5	-16.07%
89	93	-4.30%	Bedroom 1 (Double)	3.84 9	2.75	39.96%	15.489	11.5	34.69%	
			Bedroom 2 (Double)	2.66 2	2.55	4.39%	9.142	11.5	-20.50%	
			Bedroom 3 (Single)	2.01 8	2.15	-6.14%	6.295	7.5	-16.07%	
55	61	-9.84%	Bedroom 1 (Double)	3.13 9	2.75	14.15%	11.221	11.5	-2.43%	

					Bedroom 2 (Single)	2.39 4	2.15	11.35%	6.174	7.5	-17.68%
		55	61	-9.84%	Bedroom 1 (Double)	3.13 9	2.75	14.15%	11.221	11.5	-2.43%
					Bedroom 2 (Single)	2.39 4	2.15	11.35%	6.174	7.5	-17.68%
Land East Of, CREWE ROAD, SHAVINGTON	18/3538 N	113.8	115	-1.04%	Bedroom 1 (Double)	3.1	2.75	12.73%	14.283	11.5	24.20%
					Bedroom 2 (Double)	3.12 5	2.55	22.55%	11.878	11.5	3.29%
					Bedroom 3 (Double)	3.10 8	2.55	21.88%	10.065	11.5	-12.48%
					Bedroom 4 (Single)	2.16	2.15	0.47%	4.902	7.5	-34.64%
		113.8	115	-1.04%	Bedroom 1 (Double)	3.1	2.75	12.73%	14.283	11.5	24.20%
					Bedroom 2 (Double)	3.12 5	2.55	22.55%	11.878	11.5	3.29%
					Bedroom 3 (Double)	3.10 8	2.55	21.88%	10.065	11.5	-12.48%
					Bedroom 4 (Single)	2.16	2.15	0.47%	4.902	7.5	-34.64%
		113.8	115	-1.04%	Bedroom 1 (Double)	3.1	2.75	12.73%	14.283	11.5	24.20%
					Bedroom 2 (Double)	3.12 5	2.55	22.55%	11.878	11.5	3.29%
					Bedroom 3 (Double)	3.10 8	2.55	21.88%	10.065	11.5	-12.48%
					Bedroom 4 (Single)	2.16	2.15	0.47%	4.902	7.5	-34.64%
		113.8	115	-1.04%	Bedroom 1 (Double)	3.1	2.75	12.73%	14.283	11.5	24.20%
					Bedroom 2 (Double)	3.12 5	2.55	22.55%	11.878	11.5	3.29%
					Bedroom 3 (Double)	3.10 8	2.55	21.88%	10.065	11.5	-12.48%
					Bedroom 4 (Single)	2.16	2.15	0.47%	4.902	7.5	-34.64%

		121.5	124	-2.02%	Bedroom 1 (Double)	3.57 6	2.75	30.04%	13.816	11.5	20.14%
					Bedroom 2 (Double)	3.42 3	2.55	34.24%	12.103	11.5	5.24%
					Bedroom 3 (Double)	2.81 3	2.55	10.31%	8.325	11.5	-27.61%
					Bedroom 4 (Double)	2.96 6	2.55	16.31%	8.593	11.5	-25.28%
		121.5	124	-2.02%	Bedroom 1 (Double)	3.57 6	2.75	30.04%	13.816	11.5	20.14%
					Bedroom 2 (Double)	3.42 3	2.55	34.24%	12.103	11.5	5.24%
					Bedroom 3 (Double)	2.81 3	2.55	10.31%	8.325	11.5	-27.61%
					Bedroom 4 (Double)	2.96 6	2.55	16.31%	8.593	11.5	-25.28%
		100.3	124	-19.11 %	Bedroom 1 (Double)	2.68 8	2.75	-2.25%	9.291	11.5	-19.21%
					Bedroom 2 (Double)	3.04 5	2.55	19.41%	9.58	11.5	-16.70%
					Bedroom 3 (Single)	2.74 8	2.15	27.81%	7.444	7.5	-0.75%
					Bedroom 4 (Single)	2.06 1	2.15	-4.14%	5.68	7.5	-24.27%
Land at VICARAGE LANE, BUNBURY	19/0371 N	61	61	0.00%	Bedroom 1 (Double)	2.83 9	2.75	3.24%	10.618	11.5	-7.67%
					Bedroom 2 (Single)	2.38 1	2.15	10.74%	7.403	7.5	-1.29%
		88	79	11.39 %	Bedroom 1 (Double)	3.62 7	2.75	31.89%	14.354	11.5	24.82%
					Bedroom 2 (Double)	3.46 6	2.55	35.92%	10.191	11.5	-11.38%

		88	89	-1.12%	Bedroom 1 (Double)	3.62 7	2.75	31.89%	14.354	11.5	24.82%
					Bedroom 2 (Double)	3.46 6	2.55	35.92%	10.191	11.5	-11.38%
		63	61	3.28%	Bedroom 1 (Double)	2.83 1	2.75	2.95%	11.945	11.5	3.87%
					Bedroom 2 (Single)	2.38 1	2.15	10.74%	8.511	7.5	13.48%
		88	84	4.76%	Bedroom 1 (Double)	3.28 8	2.75	19.56%	11.647	11.5	1.28%
					Bedroom 2 (Single)	3.28	2.15	52.56%	12.134	7.5	61.79%
					Bedroom 3 (Single)	2.48 3	2.15	15.49%	7.989	7.5	6.52%
		88	84	4.76%	Bedroom 1 (Double)	3.28 8	2.75	19.56%	11.647	11.5	1.28%
					Bedroom 2 (Single)	3.28	2.15	52.56%	12.134	7.5	61.79%
					Bedroom 3 (Single)	2.48 3	2.15	15.49%	7.989	7.5	6.52%
		88	84	4.76%	Bedroom 1 (Double)	3.28 8	2.75	19.56%	11.647	11.5	1.28%
					Bedroom 2 (Single)	3.28	2.15	52.56%	12.134	7.5	61.79%
					Bedroom 3 (Single)	2.48 3	2.15	15.49%	7.989	7.5	6.52%
		88	84	4.76%	Bedroom 1 (Double)	3.28 8	2.75	19.56%	11.647	11.5	1.28%
					Bedroom 2 (Single)	3.28	2.15	52.56%	12.134	7.5	61.79%
					Bedroom 3 (Single)	2.48 3	2.15	15.49%	7.989	7.5	6.52%
75, LIVERPOOL	18/0359 C	121.07	95	27.44 %	Bedroom 1 (Double)	3.5	2.75	27.27%	17.665	11.5	53.61%
					Bedroom 2 (Double)	3.29	2.55	29.02%	10.584	11.5	-7.97%

ROAD WEST, CHURCH LAWTON, ST7 3DG	121.07	95	27.44 %	Bedroom 3 (Double)	3.2	2.55	25.49%	10.528	11.5	-8.45%			
				Bedroom 1 (Double)	3.5	2.75	27.27%	17.665	11.5	53.61%			
				Bedroom 2 (Double)	3.29	2.55	29.02%	10.584	11.5	-7.97%			
				Bedroom 3 (Double)	3.2	2.55	25.49%	10.528	11.5	-8.45%			
				Bedroom 1 (Double)	3.5	2.75	27.27%	17.665	11.5	53.61%			
				Bedroom 2 (Double)	3.29	2.55	29.02%	10.584	11.5	-7.97%			
Land at Forge Mill, FORGE LANE, CONGLETON, CHESHIRE	17/5898 C	50	-9.88%	Bedroom 1 (Double)	3.04 3	2.75	10.65%	10.463	11.5	-9.02%			
				Bedroom 1 (Double)	3.18 7	2.75	15.89%	12.756	11.5	10.92%			
				Bedroom 1 (Double)	3.42 5	2.75	24.55%	12.848	11.5	11.72%			
				Bedroom 1 (Double)	3.42 5	2.75	24.55%	12.848	11.5	11.72%			
				67.5	79	-14.56 %	Bedroom 1 (Double)	3.30 6	2.75	20.22%	12.819	11.5	11.47%
							Bedroom 2 (Double)	2.48 5	2.55	-2.55%	10.11892	11.5	-12.01%
				67.5	79	-14.56 %	Bedroom 1 (Double)	3.30 6	2.75	20.22%	12.819	11.5	11.47%
							Bedroom 2 (Double)	2.48 5	2.55	-2.55%	10.11892	11.5	-12.01%
				67.5	79	-14.56 %	Bedroom 1 (Double)	3.30 6	2.75	20.22%	12.819	11.5	11.47%
							Bedroom 2 (Double)	2.48 5	2.55	-2.55%	10.11892	11.5	-12.01%
				67.5	79	-14.56 %	Bedroom 1 (Double)	3.30 6	2.75	20.22%	12.819	11.5	11.47%
							Bedroom 2 (Double)	2.48	2.55	-2.55%	10.11892	11.5	-12.01%



				5					
67.5	79	- 14.56 %	Bedroom 1 (Double)	3.30 6	2.75	20.22%	12.819	11.5	11.47%
			Bedroom 2 (Double)	2.48 5	2.55	-2.55%	10.11892	11.5	-12.01%
67.5	79	- 14.56 %	Bedroom 1 (Double)	3.30 6	2.75	20.22%	12.819	11.5	11.47%
			Bedroom 2 (Double)	2.48 5	2.55	-2.55%	10.11892	11.5	-12.01%
71.2	93	- 23.44 %	Bedroom 1 (Double)	2.47 5	2.75	- 10.00%	10.564	11.5	-8.14%
			Bedroom 2 (Double)	2.58 5	2.55	1.37%	8.371	11.5	-27.21%
			Bedroom 3 (Single)	1.87 5	2.15	- 12.79%	5.014	7.5	-33.15%
71.2	93	- 23.44 %	Bedroom 1 (Double)	2.47 5	2.75	- 10.00%	10.564	11.5	-8.14%
			Bedroom 2 (Double)	2.58 5	2.55	1.37%	8.371	11.5	-27.21%
			Bedroom 3 (Single)	1.87 5	2.15	- 12.79%	5.014	7.5	-33.15%
71.2	93	- 23.44 %	Bedroom 1 (Double)	2.47 5	2.75	- 10.00%	10.564	11.5	-8.14%
			Bedroom 2 (Double)	2.58 5	2.55	1.37%	8.371	11.5	-27.21%
71.2	93	- 23.44 %	Bedroom 1 (Double)	2.47 5	2.75	- 10.00%	10.564	11.5	-8.14%
			Bedroom 2 (Double)	2.58 5	2.55	1.37%	8.371	11.5	-27.21%

			Bedroom 3 (Single)	1.87 5	2.15	- 12.79%	5.014	7.5	-33.15%
90.8	97	-6.39%	Bedroom 1 (Double)	2.92 2	2.75	6.25%	11.274	11.5	-1.97%
			Bedroom 2 (Single)	2.34	2.15	8.84%	6.06762	7.5	-19.10%
			Bedroom 3 (Single)	2.22 2	2.15	3.35%	6.329	7.5	-15.61%
			Bedroom 4 (Single)	1.89 7	2.15	- 11.77%	5.2027	7.5	-30.63%
90.8	97	-6.39%	Bedroom 1 (Double)	2.92 2	2.75	6.25%	11.274	11.5	-1.97%
			Bedroom 2 (Single)	2.34	2.15	8.84%	6.06762	7.5	-19.10%
			Bedroom 3 (Single)	2.22 2	2.15	3.35%	6.329	7.5	-15.61%
			Bedroom 4 (Single)	1.89 7	2.15	- 11.77%	5.2027	7.5	-30.63%
102.1	112	-8.84%	Bedroom 1 (Double)	3.78 4	2.75	37.60%	19.049	11.5	65.64%
			Bedroom 2 (Double)	2.78 4	2.55	9.18%	8.524608	11.5	-25.87%
			Bedroom 3 (Single)	2.87 8	2.15	33.86%	8.245	7.5	9.93%
			Bedroom 4 (Single)	1.87 9	2.15	- 12.60%	5.156	7.5	-31.25%
102.1	112	-8.84%	Bedroom 1 (Double)	3.78 4	2.75	37.60%	19.049	11.5	65.64%
			Bedroom 2 (Double)	2.78 4	2.55	9.18%	8.524608	11.5	-25.87%
			Bedroom 3 (Single)	2.87 8	2.15	33.86%	8.245	7.5	9.93%
			Bedroom 4 (Single)	1.87	2.15	-	5.156	7.5	-31.25%

				9		12.60%			
102.1	112	-8.84%	Bedroom 1 (Double)	3.78 4	2.75	37.60%	19.049	11.5	65.64%
			Bedroom 2 (Double)	2.78 4	2.55	9.18%	8.524608	11.5	-25.87%
			Bedroom 3 (Single)	2.87 8	2.15	33.86%	8.245	7.5	9.93%
			Bedroom 4 (Single)	1.87 9	2.15	- 12.60%	5.156	7.5	-31.25%
102.1	112	-8.84%	Bedroom 1 (Double)	3.78 4	2.75	37.60%	19.049	11.5	65.64%
			Bedroom 2 (Double)	2.78 4	2.55	9.18%	8.524608	11.5	-25.87%
			Bedroom 3 (Single)	2.87 8	2.15	33.86%	8.245	7.5	9.93%
			Bedroom 4 (Single)	1.87 9	2.15	- 12.60%	5.156	7.5	-31.25%
102.1	112	-8.84%	Bedroom 1 (Double)	3.78 4	2.75	37.60%	19.049	11.5	65.64%
			Bedroom 2 (Double)	2.78 4	2.55	9.18%	8.524608	11.5	-25.87%
			Bedroom 3 (Single)	2.87 8	2.15	33.86%	8.245	7.5	9.93%
			Bedroom 4 (Single)	1.87 9	2.15	- 12.60%	5.156	7.5	-31.25%
102.1	112	-8.84%	Bedroom 1 (Double)	3.78 4	2.75	37.60%	19.049	11.5	65.64%
			Bedroom 2 (Double)	2.78 4	2.55	9.18%	8.524608	11.5	-25.87%
			Bedroom 3 (Single)	2.87 8	2.15	33.86%	8.245	7.5	9.93%

			Bedroom 4 (Single)	1.87 9	2.15	- 12.60%	5.156	7.5	-31.25%
102.1	112	-8.84%	Bedroom 1 (Double)	3.78 4	2.75	37.60%	19.049	11.5	65.64%
			Bedroom 2 (Double)	2.78 4	2.55	9.18%	8.524608	11.5	-25.87%
			Bedroom 3 (Single)	2.87 8	2.15	33.86%	8.245	7.5	9.93%
			Bedroom 4 (Single)	1.87 9	2.15	- 12.60%	5.156	7.5	-31.25%
102.1	112	-8.84%	Bedroom 1 (Double)	3.78 4	2.75	37.60%	19.049	11.5	65.64%
			Bedroom 2 (Double)	2.78 4	2.55	9.18%	8.524608	11.5	-25.87%
			Bedroom 3 (Single)	2.87 8	2.15	33.86%	8.245	7.5	9.93%
			Bedroom 4 (Single)	1.87 9	2.15	- 12.60%	5.156	7.5	-31.25%
115.8	115	0.70%	Bedroom 1 (Double)	3.86 2	2.75	40.44%	15.322	11.5	33.23%
			Bedroom 2 (Double)	2.71	2.55	6.27%	11.59609	11.5	0.84%
			Bedroom 3 (Double)	2.81	2.55	10.20%	10.61618	11.5	-7.69%
			Bedroom 4 (Single)	2.78 7	2.15	29.63%	7.851	7.5	4.68%
125.4	124	1.13%	Bedroom 1 (Double)	4.18	2.75	52.00%	15.713	11.5	36.63%
			Bedroom 2 (Double)	3.46 1	2.55	35.73%	12.189	11.5	5.99%
			Bedroom 3 (Double)	2.76	2.55	8.24%	9.47232	11.5	-17.63%
			Bedroom 4 (Double)	2.86 8	2.55	12.47%	8.721	11.5	-24.17%
125.4	124	1.13%	Bedroom 1 (Double)	4.18	2.75	52.00%	15.713	11.5	36.63%

			Bedroom 2 (Double)	3.46 1	2.55	35.73%	12.189	11.5	5.99%
			Bedroom 3 (Double)	2.76	2.55	8.24%	9.47232	11.5	-17.63%
			Bedroom 4 (Double)	2.86 8	2.55	12.47%	8.721	11.5	-24.17%
125.4	124	1.13%	Bedroom 1 (Double)	4.18	2.75	52.00%	15.713	11.5	36.63%
			Bedroom 2 (Double)	3.46 1	2.55	35.73%	12.189	11.5	5.99%
			Bedroom 3 (Double)	2.76	2.55	8.24%	9.47232	11.5	-17.63%
			Bedroom 4 (Double)	2.86 8	2.55	12.47%	8.721	11.5	-24.17%
125.4	124	1.13%	Bedroom 1 (Double)	4.18	2.75	52.00%	15.713	11.5	36.63%
			Bedroom 2 (Double)	3.46 1	2.55	35.73%	12.189	11.5	5.99%
			Bedroom 3 (Double)	2.76	2.55	8.24%	9.47232	11.5	-17.63%
			Bedroom 4 (Double)	2.86 8	2.55	12.47%	8.721	11.5	-24.17%
104.88	124	-15.42%	Bedroom 1 (Double)	3.48 1	2.75	26.58%	10.702	11.5	-6.94%
			Bedroom 2 (Double)	2.83 5	2.55	11.18%	8.505	11.5	-26.04%
			Bedroom 3 (Single)	2.09 3	2.15	-2.65%	7.112014	7.5	-5.17%
			Bedroom 4 (Single)	2.03 5	2.15	-5.35%	5.789575	7.5	-22.81%
124.7	124	0.56%	Bedroom 1 (Double)	3.21 2	2.75	16.80%	13.37476 8	11.5	16.30%
			Bedroom 2 (Double)	3.38 4	2.55	32.71%	12.45312	11.5	8.29%
			Bedroom 3 (Double)	2.91	2.55	14.12%	9.09957	11.5	-20.87%

			Bedroom 4 (Double)	2.91 2	2.55	14.20%	8.088	11.5	-29.67%
124.7	124	0.56%	Bedroom 1 (Double)	3.21 2	2.75	16.80%	13.37476 8	11.5	16.30%
			Bedroom 2 (Double)	3.38 4	2.55	32.71%	12.45312	11.5	8.29%
			Bedroom 3 (Double)	2.91	2.55	14.12%	9.09957	11.5	-20.87%
			Bedroom 4 (Double)	2.91 2	2.55	14.20%	8.088	11.5	-29.67%
159.45	128	24.57 %	Bedroom 1 (Double)	5.02 3	2.75	82.65%	24.615	11.5	114.04 %
			Bedroom 2 (Double)	3.15 7	2.55	23.80%	10.312	11.5	-10.33%
			Bedroom 3 (Double)	2.76 5	2.55	8.43%	9.51713	11.5	-17.24%
			Bedroom 4 (Double)	3.29 3	2.55	29.14%	9.558	11.5	-16.89%
			Bedroom 5 (Single)	2.19 5	2.15	2.09%	6.315015	7.5	-15.80%
159.45	128	24.57 %	Bedroom 1 (Double)	5.02 3	2.75	82.65%	24.615	11.5	114.04 %
			Bedroom 2 (Double)	3.15 7	2.55	23.80%	10.312	11.5	-10.33%
			Bedroom 3 (Double)	2.76 5	2.55	8.43%	9.51713	11.5	-17.24%
			Bedroom 4 (Double)	3.29 3	2.55	29.14%	9.558	11.5	-16.89%
			Bedroom 5 (Single)	2.19 5	2.15	2.09%	6.315015	7.5	-15.80%
159	128	24.22 %	Bedroom 1 (Double)	4.15 8	2.75	51.20%	16.128	11.5	40.24%

				Bedroom 2 (Double)	3.20 1	2.55	25.53%	13.413	11.5	16.63%
				Bedroom 3 (Double)	3.23 5	2.55	26.86%	11.37426	11.5	-1.09%
				Bedroom 4 (Double)	2.84	2.55	11.37%	9.98544	11.5	-13.17%
				Bedroom 5 (Double)	3.42 9	2.55	34.47%	12.076	11.5	5.01%
	159	128	24.22 %	Bedroom 1 (Double)	4.15 8	2.75	51.20%	16.128	11.5	40.24%
				Bedroom 2 (Double)	3.20 1	2.55	25.53%	13.413	11.5	16.63%
				Bedroom 3 (Double)	3.23 5	2.55	26.86%	11.37426	11.5	-1.09%
				Bedroom 4 (Double)	2.84	2.55	11.37%	9.98544	11.5	-13.17%
				Bedroom 5 (Double)	3.42 9	2.55	34.47%	12.076	11.5	5.01%
	159	128	24.22 %	Bedroom 1 (Double)	4.15 8	2.75	51.20%	16.128	11.5	40.24%
				Bedroom 2 (Double)	3.20 1	2.55	25.53%	13.413	11.5	16.63%
				Bedroom 3 (Double)	3.23 5	2.55	26.86%	11.37426	11.5	-1.09%
				Bedroom 4 (Double)	2.84	2.55	11.37%	9.98544	11.5	-13.17%
				Bedroom 5 (Double)	3.42 9	2.55	34.47%	12.076	11.5	5.01%
	199.4	128	55.78 %	Bedroom 1 (Double)	3.37 8	2.75	22.84%	13.847	11.5	20.41%
				Bedroom 2 (Double)	3.16 6	2.55	24.16%	13.068	11.5	13.63%
				Bedroom 3 (Double)	3.14 1	2.55	23.18%	10.907	11.5	-5.16%

			Bedroom 4 (Double)	3.07 3	2.55	20.51%	11.331	11.5	-1.47%
			Bedroom 5 (Double)	2.62 3	2.55	2.86%	8.793	11.5	-23.54%
199.4	128	55.78 %	Bedroom 1 (Double)	3.37 8	2.75	22.84%	13.847	11.5	20.41%
			Bedroom 2 (Double)	3.16 6	2.55	24.16%	13.068	11.5	13.63%
			Bedroom 3 (Double)	3.14 1	2.55	23.18%	10.907	11.5	-5.16%
			Bedroom 4 (Double)	3.07 3	2.55	20.51%	11.331	11.5	-1.47%
			Bedroom 5 (Double)	2.62 3	2.55	2.86%	8.793	11.5	-23.54%
199.4	128	55.78 %	Bedroom 1 (Double)	3.37 8	2.75	22.84%	13.847	11.5	20.41%
			Bedroom 2 (Double)	3.16 6	2.55	24.16%	13.068	11.5	13.63%
			Bedroom 3 (Double)	3.14 1	2.55	23.18%	10.907	11.5	-5.16%
			Bedroom 4 (Double)	3.07 3	2.55	20.51%	11.331	11.5	-1.47%
			Bedroom 5 (Double)	2.62 3	2.55	2.86%	8.793	11.5	-23.54%
138.75	115	20.65 %	Bedroom 1 (Double)	4.24 9	2.75	54.51%	15.721	11.5	36.70%
			Bedroom 2 (Double)	3.01 3	2.55	18.16%	10.319	11.5	-10.27%
			Bedroom 3 (Double)	3.01	2.55	18.04%	10.18885	11.5	-11.40%
			Bedroom 4 (Single)	1.96	2.15	-8.84%	5.8212	7.5	-22.38%
138.75	115	20.65	Bedroom 1 (Double)	4.24	2.75	54.51%	15.721	11.5	36.70%



				%	9						
					Bedroom 2 (Double)	3.01 3	2.55	18.16%	10.319	11.5	-10.27%
					Bedroom 3 (Double)	3.01	2.55	18.04%	10.18885	11.5	-11.40%
					Bedroom 4 (Single)	1.96	2.15	-8.84%	5.8212	7.5	-22.38%
	154.62	115		34.45%	Bedroom 1 (Double)	3.57 2	2.75	29.89%	13.47358 4	11.5	17.16%
					Bedroom 2 (Double)	3.09 7	2.55	21.45%	11.14610 3	11.5	-3.08%
					Bedroom 3 (Double)	2.93 4	2.55	15.06%	10.47438	11.5	-8.92%
					Bedroom 4 (Single)	3.09 6	2.15	44.00%	10.26943 2	7.5	36.93%
	210.38	128		64.36%	Bedroom 1 (Double)	5.52 2	2.75	100.80%	30.805	11.5	167.87%
					Bedroom 2 (Double)	3.55 7	2.55	39.49%	15.663	11.5	36.20%
					Bedroom 3 (Double)	3.23	2.55	26.67%	15.12609	11.5	31.53%
					Bedroom 4 (Double)	2.92	2.55	14.51%	10.33972	11.5	-10.09%
					Bedroom 5 (Single)	2.15 5	2.15	0.23%	6.29691	7.5	-16.04%
	210.38	128		64.36%	Bedroom 1 (Double)	5.52 2	2.75	100.80%	30.805	11.5	167.87%
					Bedroom 2 (Double)	3.55 7	2.55	39.49%	15.663	11.5	36.20%
					Bedroom 3 (Double)	3.23	2.55	26.67%	15.12609	11.5	31.53%
					Bedroom 4 (Double)	2.92	2.55	14.51%	10.33972	11.5	-10.09%
					Bedroom 5 (Single)	2.15 5	2.15	0.23%	6.29691	7.5	-16.04%
LAND OFF,	14/1945	92.417	84	10.02	Bedroom 1 (Double)	2.95	2.75	7.45%	12.347	11.5	7.37%

SAVILLE STREET, MACCLESFIELD	M		%	5							
				Bedroom 2 (Single)	2.74	2.15	27.44%	10.009	7.5	33.45%	
				Bedroom 3 (Single)	1.838	2.15	-14.51%	4.456	7.5	-40.59%	
		92.417	84	10.02%	Bedroom 1 (Double)	2.955	2.75	7.45%	12.347	11.5	7.37%
					Bedroom 2 (Single)	2.74	2.15	27.44%	10.009	7.5	33.45%
					Bedroom 3 (Single)	1.838	2.15	-14.51%	4.456	7.5	-40.59%
		92.417	84	10.02%	Bedroom 1 (Double)	2.955	2.75	7.45%	12.347	11.5	7.37%
					Bedroom 2 (Single)	2.74	2.15	27.44%	10.009	7.5	33.45%
					Bedroom 3 (Single)	1.838	2.15	-14.51%	4.456	7.5	-40.59%
		92.417	84	10.02%	Bedroom 1 (Double)	2.955	2.75	7.45%	12.347	11.5	7.37%
					Bedroom 2 (Single)	2.74	2.15	27.44%	10.009	7.5	33.45%
					Bedroom 3 (Single)	1.838	2.15	-14.51%	4.456	7.5	-40.59%
		92.417	84	10.02%	Bedroom 1 (Double)	2.955	2.75	7.45%	12.347	11.5	7.37%
					Bedroom 2 (Single)	2.74	2.15	27.44%	10.009	7.5	33.45%
					Bedroom 3 (Single)	1.838	2.15	-14.51%	4.456	7.5	-40.59%
		84.869	84	1.03%	Bedroom 1 (Double)	2.961	2.75	7.67%	12.218	11.5	6.24%
					Bedroom 2 (Single)	2.736	2.15	27.26%	9.878	7.5	31.71%
					Bedroom 3 (Single)	1.813	2.15	-15.67%	4.387	7.5	-41.51%

	84.869	84	1.03%	Bedroom 1 (Double)	2.96 1	2.75	7.67%	12.218	11.5	6.24%
				Bedroom 2 (Single)	2.73 6	2.15	27.26%	9.878	7.5	31.71%
				Bedroom 3 (Single)	1.81 3	2.15	- 15.67%	4.387	7.5	-41.51%
	84.869	84	1.03%	Bedroom 1 (Double)	2.96 1	2.75	7.67%	12.218	11.5	6.24%
				Bedroom 2 (Single)	2.73 6	2.15	27.26%	9.878	7.5	31.71%
				Bedroom 3 (Single)	1.81 3	2.15	- 15.67%	4.387	7.5	-41.51%
	84.869	84	1.03%	Bedroom 1 (Double)	2.96 1	2.75	7.67%	12.218	11.5	6.24%
				Bedroom 2 (Single)	2.73 6	2.15	27.26%	9.878	7.5	31.71%
				Bedroom 3 (Single)	1.81 3	2.15	- 15.67%	4.387	7.5	-41.51%
	84.869	84	1.03%	Bedroom 1 (Double)	2.96 1	2.75	7.67%	12.218	11.5	6.24%
				Bedroom 2 (Single)	2.73 6	2.15	27.26%	9.878	7.5	31.71%
				Bedroom 3 (Single)	1.81 3	2.15	- 15.67%	4.387	7.5	-41.51%
76.762	79	-2.83%	Bedroom 1 (Double)	3.61 6	2.75	31.49%	12.74	11.5	10.78%	
			Bedroom 2 (Double)	2.94 2	2.55	15.37%	10.688	11.5	-7.06%	
76.762	79	-2.83%	Bedroom 1 (Double)	3.61 6	2.75	31.49%	12.74	11.5	10.78%	
			Bedroom 2 (Double)	2.94 2	2.55	15.37%	10.688	11.5	-7.06%	

		76.762	79	-2.83%	Bedroom 1 (Double)	3.61 6	2.75	31.49%	12.74	11.5	10.78%		
					Bedroom 2 (Double)	2.94 2	2.55	15.37%	10.688	11.5	-7.06%		
		76.762	79	-2.83%	Bedroom 1 (Double)	3.61 6	2.75	31.49%	12.74	11.5	10.78%		
					Bedroom 2 (Double)	2.94 2	2.55	15.37%	10.688	11.5	-7.06%		
		76.762	79	-2.83%	Bedroom 1 (Double)	3.61 6	2.75	31.49%	12.74	11.5	10.78%		
					Bedroom 2 (Double)	2.94 2	2.55	15.37%	10.688	11.5	-7.06%		
		76.762	79	-2.83%	Bedroom 1 (Double)	3.61 6	2.75	31.49%	12.74	11.5	10.78%		
					Bedroom 2 (Double)	2.94 2	2.55	15.37%	10.688	11.5	-7.06%		
		76.762	79	-2.83%	Bedroom 1 (Double)	3.61 6	2.75	31.49%	12.74	11.5	10.78%		
					Bedroom 2 (Double)	2.94 2	2.55	15.37%	10.688	11.5	-7.06%		
		76.762	79	-2.83%	Bedroom 1 (Double)	3.61 6	2.75	31.49%	12.74	11.5	10.78%		
					Bedroom 2 (Double)	2.94 2	2.55	15.37%	10.688	11.5	-7.06%		
		Ladyfield Works, 31-33, LADYFIELD STREET, WILMSLOW, SK9 1BR	18/3449 M	99	90	10.00 %	Bedroom 1 (Double)	4.62 5	2.75	68.18%	20	11.5	73.91%
							Bedroom 2 (Single)	2.84 6	2.15	32.37%	9	7.5	20.00%
Bedroom 3 (Single)	2.84 6						2.15	32.37%	9	7.5	20.00%		
99	90			10.00 %	Bedroom 1 (Double)	4.62 5	2.75	68.18%	20	11.5	73.91%		

					Bedroom 2 (Single)	2.84 6	2.15	32.37%	9	7.5	20.00%					
					Bedroom 3 (Single)	2.84 6	2.15	32.37%	9	7.5	20.00%					
					99	90	10.00 %	Bedroom 1 (Double)	4.62 5	2.75	68.18%	20	11.5	73.91%		
								Bedroom 2 (Single)	2.84 6	2.15	32.37%	9	7.5	20.00%		
								Bedroom 3 (Single)	2.84 6	2.15	32.37%	9	7.5	20.00%		
					99	90	10.00 %	Bedroom 1 (Double)	4.62 5	2.75	68.18%	20	11.5	73.91%		
								Bedroom 2 (Single)	2.84 6	2.15	32.37%	9	7.5	20.00%		
								Bedroom 3 (Single)	2.84 6	2.15	32.37%	9	7.5	20.00%		
					1, ORME CLOSE, PRESTBURY, SK10 4JE	17/4862 M	181.453	121	49.96 %	Bedroom 1 (Double)	3.5	2.75	27.27%	13.539	11.5	17.73%
										Bedroom 2 (Double)	3.28	2.55	28.63%	15.515	11.5	34.91%
Bedroom 3 (Double)	3.13 6	2.55	22.98%	12.26						11.5	6.61%					
Bedroom 4 (Single)	2.31 4	2.15	7.63%	6.254						7.5	-16.61%					
198.134	121	63.75 %	Bedroom 1 (Double)	3.80 5			2.75	38.36%	14.656	11.5	27.44%					
			Bedroom 2 (Double)	3.60 2			2.55	41.25%	19.529	11.5	69.82%					
			Bedroom 3 (Double)	3.13 6			2.55	22.98%	12.26	11.5	6.61%					
			Bedroom 4 (Single)	2.31 4			2.15	7.63%	6.254	7.5	-16.61%					
192.598	121	59.17	Bedroom 1 (Double)	3.67			2.75	33.75%	14.214	11.5	23.60%					

				%	8						
					Bedroom 2 (Double)	3.619	2.55	41.92%	19.319	11.5	67.99%
					Bedroom 3 (Double)	3.305	2.55	29.61%	12.893	11.5	12.11%
					Bedroom 4 (Single)	2.314	2.15	7.63%	6.201	7.5	-17.32%
		188.433	121	55.73%	Bedroom 1 (Double)	3.653	2.75	32.84%	14.164	11.5	23.17%
					Bedroom 2 (Double)	3.619	2.55	41.92%	16.677	11.5	45.02%
					Bedroom 3 (Double)	3.297	2.55	29.29%	12.972	11.5	12.80%
					Bedroom 4 (Single)	2.305	2.15	7.21%	6.254	7.5	-16.61%
Jolly Tar Inn, NANTWICH ROAD, WARDLE, CW5 6BE	18/0871 N	216.179	128	68.89%	Bedroom 1 (Double)	4.15	2.75	50.91%	18.35	11.5	59.57%
					Bedroom 2 (Double)	3.45	2.55	35.29%	13.588	11.5	18.16%
					Bedroom 3 (Double)	3.608	2.55	41.49%	12.994	11.5	12.99%
					Bedroom 4 (Double)	3.592	2.55	40.86%	14.473	11.5	25.85%
					Bedroom 5 (Double)	3.433	2.55	34.63%	11.61	11.5	0.96%
		216.179	128	68.89%	Bedroom 1 (Double)	4.15	2.75	50.91%	18.35	11.5	59.57%
					Bedroom 2 (Double)	3.45	2.55	35.29%	13.588	11.5	18.16%
					Bedroom 3 (Double)	3.608	2.55	41.49%	12.994	11.5	12.99%
					Bedroom 4 (Double)	3.592	2.55	40.86%	14.473	11.5	25.85%
					Bedroom 5 (Double)	3.433	2.55	34.63%	11.61	11.5	0.96%

	216.179	128	68.89%	Bedroom 1 (Double)	4.15	2.75	50.91%	18.35	11.5	59.57%
				Bedroom 2 (Double)	3.45	2.55	35.29%	13.588	11.5	18.16%
				Bedroom 3 (Double)	3.608	2.55	41.49%	12.994	11.5	12.99%
				Bedroom 4 (Double)	3.592	2.55	40.86%	14.473	11.5	25.85%
				Bedroom 5 (Double)	3.433	2.55	34.63%	11.61	11.5	0.96%
	199.668	128	55.99%	Bedroom 1 (Double)	3.496	2.75	27.13%	14.407	11.5	25.28%
				Bedroom 2 (Double)	3.471	2.55	36.12%	13.853	11.5	20.46%
				Bedroom 3 (Double)	3.504	2.55	37.41%	12.333	11.5	7.24%
				Bedroom 4 (Double)	3.008	2.55	17.96%	10.57	11.5	-8.09%
				Bedroom 5 (Double)	3.025	2.55	18.63%	9.892	11.5	-13.98%
	199.668	128	55.99%	Bedroom 1 (Double)	3.496	2.75	27.13%	14.407	11.5	25.28%
				Bedroom 2 (Double)	3.471	2.55	36.12%	13.853	11.5	20.46%
				Bedroom 3 (Double)	3.504	2.55	37.41%	12.333	11.5	7.24%
				Bedroom 4 (Double)	3.008	2.55	17.96%	10.57	11.5	-8.09%
				Bedroom 5 (Double)	3.025	2.55	18.63%	9.892	11.5	-13.98%
199.668	128	55.99%	Bedroom 1 (Double)	3.496	2.75	27.13%	14.407	11.5	25.28%	
			Bedroom 2 (Double)	3.47	2.55	36.12%	13.853	11.5	20.46%	

				1						
				Bedroom 3 (Double)	3.50 4	2.55	37.41%	12.333	11.5	7.24%
				Bedroom 4 (Double)	3.00 8	2.55	17.96%	10.57	11.5	-8.09%
				Bedroom 5 (Double)	3.02 5	2.55	18.63%	9.892	11.5	-13.98%
182.778	124	47.40 %		Bedroom 1 (Double)	4.10 7	2.75	49.35%	18.324	11.5	59.34%
				Bedroom 2 (Double)	3.58 7	2.55	40.67%	15.656	11.5	36.14%
				Bedroom 3 (Double)	3.52 9	2.55	38.39%	16.417	11.5	42.76%
				Bedroom 4 (Double)	2.91 7	2.55	14.39%	13.75	11.5	19.57%
182.778	124	47.40 %		Bedroom 1 (Double)	4.10 7	2.75	49.35%	18.324	11.5	59.34%
				Bedroom 2 (Double)	3.58 7	2.55	40.67%	15.656	11.5	36.14%
				Bedroom 3 (Double)	3.52 9	2.55	38.39%	16.417	11.5	42.76%
				Bedroom 4 (Double)	2.91 7	2.55	14.39%	13.75	11.5	19.57%
182.778	124	47.40 %		Bedroom 1 (Double)	4.10 7	2.75	49.35%	18.324	11.5	59.34%
				Bedroom 2 (Double)	3.58 7	2.55	40.67%	15.656	11.5	36.14%
				Bedroom 3 (Double)	3.52 9	2.55	38.39%	16.417	11.5	42.76%
				Bedroom 4 (Double)	2.91 7	2.55	14.39%	13.75	11.5	19.57%



	190.936	124	53.98%	Bedroom 1 (Double)	2.95	2.75	7.27%	13.183	11.5	14.63%
				Bedroom 2 (Double)	3.508	2.55	37.57%	13.81	11.5	20.09%
				Bedroom 3 (Double)	3.417	2.55	34.00%	11.972	11.5	4.10%
				Bedroom 4 (Double)	2.958	2.55	16.00%	10.861	11.5	-5.56%
	190.936	124	53.98%	Bedroom 1 (Double)	2.95	2.75	7.27%	13.183	11.5	14.63%
				Bedroom 2 (Double)	3.508	2.55	37.57%	13.81	11.5	20.09%
				Bedroom 3 (Double)	3.417	2.55	34.00%	11.972	11.5	4.10%
				Bedroom 4 (Double)	2.958	2.55	16.00%	10.861	11.5	-5.56%
	190.936	124	53.98%	Bedroom 1 (Double)	2.95	2.75	7.27%	13.183	11.5	14.63%
				Bedroom 2 (Double)	3.508	2.55	37.57%	13.81	11.5	20.09%
				Bedroom 3 (Double)	3.417	2.55	34.00%	11.972	11.5	4.10%
				Bedroom 4 (Double)	2.958	2.55	16.00%	10.861	11.5	-5.56%
81.466	93	-12.40%	Bedroom 1 (Double)	2.775	2.75	0.91%	12.251	11.5	6.53%	
			Bedroom 2 (Double)	2.783	2.55	9.14%	10.268	11.5	-10.71%	
			Bedroom 3 (Single)	2.083	2.15	-3.12%	6.986	7.5	-6.85%	
82.652	93	-11.13%	Bedroom 1 (Double)	2.925	2.75	6.36%	10.53	11.5	-8.43%	
			Bedroom 2 (Double)	3	2.55	17.65%	9.007	11.5	-21.68%	
			Bedroom 3 (Single)	1.87	2.15	-	5.758	7.5	-23.23%	

					5		12.79%				
		67.682	70	-3.31%	Bedroom 1 (Double)	3.05 8	2.75	11.20%	12.71	11.5	10.52%
					Bedroom 2 (Single)	3.05 8	2.15	42.23%	10.243	7.5	36.57%
		67.682	70	-3.31%	Bedroom 1 (Double)	3.05 8	2.75	11.20%	12.71	11.5	10.52%
					Bedroom 2 (Single)	3.05 8	2.15	42.23%	10.243	7.5	36.57%
		67.682	70	-3.31%	Bedroom 1 (Double)	3.05 8	2.75	11.20%	12.71	11.5	10.52%
					Bedroom 2 (Single)	3.05 8	2.15	42.23%	10.243	7.5	36.57%
VINESGROVE, FANNERS LANE, HIGH LEGH, WA16 0RZ	17/4128 M	84.13	70	20.19 %	Bedroom 1 (Double)	2.73 5	2.75	-0.55%	9.867	11.5	-14.20%
					Bedroom 2 (Double)	2.94 9	2.55	15.65%	8.713	11.5	-24.23%
		89.517	95	-5.77%	Bedroom 1 (Double)	2.76 9	2.75	0.69%	15.132	11.5	31.58%
					Bedroom 2 (Double)	2.72 6	2.55	6.90%	9.671	11.5	-15.90%
					Bedroom 3 (Double)	2.71 8	2.55	6.59%	9.632	11.5	-16.24%
		65.913	70	-5.84%	Bedroom 1 (Double)	2.72 7	2.75	-0.84%	9.641	11.5	-16.17%
Bedroom 2 (Double)	2.72 6				2.55	6.90%	9.636	11.5	-16.21%		
LAND AT YEW TREE FARM, MOOR LANE,	17/6269 M	64.309	79	- 18.60 %	Bedroom 1 (Double)	2.55 3	2.75	-7.16%	10.258	11.5	-10.80%
					Bedroom 2 (Double)	2.50 3	2.55	-1.84%	10.08	11.5	-12.35%

WILMSLOW,  
CHESHIRE,  
SK9 6BX

64.309	79	-18.60%	Bedroom 1 (Double)	2.55 3	2.75	-7.16%	10.258	11.5	-10.80%
			Bedroom 2 (Double)	2.50 3	2.55	-1.84%	10.08	11.5	-12.35%
69.676	84	-17.05%	Bedroom 1 (Double)	2.70 1	2.75	-1.78%	10.671	11.5	-7.21%
			Bedroom 2 (Single)	2.12 4	2.15	-1.21%	7.119	7.5	-5.08%
			Bedroom 3 (Single)	2.09	2.15	-2.79%	5.765	7.5	-23.13%
69.676	84	-17.05%	Bedroom 1 (Double)	2.70 1	2.75	-1.78%	10.671	11.5	-7.21%
			Bedroom 2 (Single)	2.12 4	2.15	-1.21%	7.119	7.5	-5.08%
			Bedroom 3 (Single)	2.09	2.15	-2.79%	5.765	7.5	-23.13%
119.19	124	-3.88%	Bedroom 1 (Double)	3.83 4	2.75	39.42%	14.098	11.5	22.59%
			Bedroom 2 (Double)	3.20 6	2.55	25.73%	10.633	11.5	-7.54%
			Bedroom 3 (Double)	3.34 2	2.55	31.06%	11.307	11.5	-1.68%
			Bedroom 4 (Double)	2.48 5	2.55	-2.55%	8.832	11.5	-23.20%
120.59	115	4.86%	Bedroom 1 (Double)	3.82 4	2.75	39.05%	14.479	11.5	25.90%
			Bedroom 2 (Double)	3.36 7	2.55	32.04%	12.495	11.5	8.65%
			Bedroom 3 (Double)	2.86	2.55	12.16%	8.828	11.5	-23.23%
			Bedroom 4 (Single)	2.86	2.15	33.02%	7.902	7.5	5.36%
139.08	124	12.16%	Bedroom 1 (Double)	3.88 8	2.75	41.38%	16.069	11.5	39.73%
			Bedroom 2 (Double)	3.77	2.55	47.84%	14.874	11.5	29.34%

			Bedroom 3 (Double)	2.67 9	2.55	5.06%	9.352	11.5	-18.68%
			Bedroom 4 (Double)	2.64 6	2.55	3.76%	9.125	11.5	-20.65%
139.08	124	12.16 %	Bedroom 1 (Double)	3.88 8	2.75	41.38%	16.069	11.5	39.73%
			Bedroom 2 (Double)	3.77	2.55	47.84%	14.874	11.5	29.34%
			Bedroom 3 (Double)	2.67 9	2.55	5.06%	9.352	11.5	-18.68%
			Bedroom 4 (Double)	2.64 6	2.55	3.76%	9.125	11.5	-20.65%
147.81	124	19.20 %	Bedroom 1 (Double)	4.09 9	2.75	49.05%	17.159	11.5	49.21%
			Bedroom 2 (Double)	3.24 4	2.55	27.22%	13.841	11.5	20.36%
			Bedroom 3 (Double)	3.24 4	2.55	27.22%	12.685	11.5	10.30%
			Bedroom 4 (Double)	2.73 6	2.55	7.29%	12.785	11.5	11.17%
163.42	128	27.67 %	Bedroom 1 (Double)	5.16 8	2.75	87.93%	25.998	11.5	126.07 %
			Bedroom 2 (Double)	3.22 8	2.55	26.59%	10.238	11.5	-10.97%
			Bedroom 3 (Double)	2.87 2	2.55	12.63%	8.91	11.5	-22.52%
			Bedroom 4 (Double)	2.74 5	2.55	7.65%	8.607	11.5	-25.16%
			Bedroom 5 (Double)	2.55	2.55	0.00%	8.141	11.5	-29.21%
163.42	128	27.67 %	Bedroom 1 (Double)	5.15 9	2.75	87.60%	23.979	11.5	108.51 %
			Bedroom 2 (Double)	3.22	2.55	26.59%	10.238	11.5	-10.97%

				8						
				Bedroom 3 (Double)	2.87 2	2.55	12.63%	8.91	11.5	-22.52%
				Bedroom 4 (Double)	2.74 5	2.55	7.65%	8.747	11.5	-23.94%
				Bedroom 5 (Double)	2.52 5	2.55	-0.98%	8.2	11.5	-28.70%
	164.72	134	22.93 %	Bedroom 1 (Double)	3.47 7	2.75	26.44%	13.544	11.5	17.77%
				Bedroom 2 (Double)	2.82 5	2.55	10.78%	9.853	11.5	-14.32%
				Bedroom 3 (Double)	2.8	2.55	9.80%	9.712	11.5	-15.55%
				Bedroom 4 (Double)	3.48 5	2.55	36.67%	14.613	11.5	27.07%
				Bedroom 5 (Double)	3.48 5	2.55	36.67%	13.825	11.5	20.22%
	167.78	134	25.21 %	Bedroom 1 (Double)	4.71 4	2.75	71.42%	22.807	11.5	98.32%
				Bedroom 2 (Double)	3.71 5	2.55	45.69%	12.104	11.5	5.25%
				Bedroom 3 (Double)	2.97	2.55	16.47%	8.751	11.5	-23.90%
				Bedroom 4 (Double)	3.42 7	2.55	34.39%	15.194	11.5	32.12%
				Bedroom 5 (Double)	2.97 9	2.55	16.82%	13.127	11.5	14.15%
	187.12	128	46.19 %	Bedroom 1 (Double)	5.13 1	2.75	86.58%	26.003	11.5	126.11 %
				Bedroom 2 (Double)	3.57 5	2.55	40.20%	16.003	11.5	39.16%
				Bedroom 3 (Double)	3.41 5	2.55	33.92%	14.277	11.5	24.15%

					Bedroom 4 (Double)	2.74 7	2.55	7.73%	8.663	11.5	-24.67%
					Bedroom 5 (Double)	2.52 7	2.55	-0.90%	7.97	11.5	-30.70%
Land At The Corner Of Nantwich Road And Edleston Road, NANTWICH ROAD, CREWE	18/1963 N	44.37	50	- 11.26 %	Bedroom 1 (Double)	2.99 6	2.75	8.95%	10.775	11.5	-6.30%
		46.831	50	-6.34%	Bedroom 1 (Double)	3.08 6	2.75	12.22%	11.231	11.5	-2.34%
		44.268	50	- 11.46 %	Bedroom 1 (Double)	3.19 8	2.75	16.29%	11.635	11.5	1.17%
		58.146	50	16.29 %	Bedroom 1 (Double)	3.6	2.75	30.91%	14.562	11.5	26.63%
		44.799	50	- 10.40 %	Bedroom 1 (Double)	3.29 7	2.75	19.89%	14.55	11.5	26.52%
		51.981	50	3.96%	Bedroom 1 (Double)	3.9	2.75	41.82%	15.579	11.5	35.47%
		51.981	50	3.96%	Bedroom 1 (Double)	3.9	2.75	41.82%	15.579	11.5	35.47%
Land Off, STONELEY ROAD, CREWE	17/3951 N	126.274	124	1.83%	Bedroom 1 (Double)	3.25 4	2.75	18.33%	11.83	11.5	2.87%
					Bedroom 2 (Double)	2.85 9	2.55	12.12%	8.426	11.5	-26.73%
					Bedroom 3 (Double)	2.80 8	2.55	10.12%	9.003	11.5	-21.71%
					Bedroom 4 (Double)	3.25	2.55	27.45%	9.616	11.5	-16.38%
		126.274	124	1.83%	Bedroom 1 (Double)	3.25 4	2.75	18.33%	11.83	11.5	2.87%
					Bedroom 2 (Double)	2.85 9	2.55	12.12%	8.426	11.5	-26.73%
					Bedroom 3 (Double)	2.80	2.55	10.12%	9.003	11.5	-21.71%

				8						
				Bedroom 4 (Double)	3.25	2.55	27.45%	9.616	11.5	-16.38%
				Bedroom 1 (Double)	3.64 6	2.75	32.58%	12.534	11.5	8.99%
				Bedroom 2 (Double)	3.08	2.55	20.78%	18.754	11.5	63.08%
				Bedroom 3 (Double)	2.71 3	2.55	6.39%	8.652	11.5	-24.77%
				Bedroom 4 (Single)	2.65 8	2.15	23.63%	7.521	7.5	0.28%
				Bedroom 1 (Double)	3.59 8	2.75	30.84%	12.326	11.5	7.18%
				Bedroom 2 (Double)	2.74 8	2.55	7.76%	8.816	11.5	-23.34%
				Bedroom 3 (Double)	2.54 3	2.55	-0.27%	7.847	11.5	-31.77%
				Bedroom 1 (Double)	3.59 8	2.75	30.84%	12.326	11.5	7.18%
				Bedroom 2 (Double)	2.74 8	2.55	7.76%	8.816	11.5	-23.34%
				Bedroom 3 (Double)	2.54 3	2.55	-0.27%	7.847	11.5	-31.77%
				Bedroom 1 (Double)	3.68 5	2.75	34.00%	12.747	11.5	10.84%
				Bedroom 2 (Double)	2.73 6	2.55	7.29%	8.809	11.5	-23.40%
				Bedroom 3 (Single)	2.66	2.15	23.72%	7.637	7.5	1.83%
				Bedroom 1 (Double)	3.68 5	2.75	34.00%	12.747	11.5	10.84%
				Bedroom 2 (Double)	2.73 6	2.55	7.29%	8.809	11.5	-23.40%
				Bedroom 3 (Single)	2.66	2.15	23.72%	7.637	7.5	1.83%

		99.614	93	7.11%	Bedroom 1 (Double)	3.68 5	2.75	34.00%	12.747	11.5	10.84%
					Bedroom 2 (Double)	2.73 6	2.55	7.29%	8.809	11.5	-23.40%
					Bedroom 3 (Single)	2.66	2.15	23.72%	7.637	7.5	1.83%
		99.614	93	7.11%	Bedroom 1 (Double)	3.68 5	2.75	34.00%	12.747	11.5	10.84%
					Bedroom 2 (Double)	2.73 6	2.55	7.29%	8.809	11.5	-23.40%
					Bedroom 3 (Single)	2.66	2.15	23.72%	7.637	7.5	1.83%
		94.082	93	1.16%	Bedroom 1 (Double)	3.18	2.75	15.64%	11.766	11.5	2.31%
					Bedroom 2 (Double)	2.83 8	2.55	11.29%	10.044	11.5	-12.66%
					Bedroom 3 (Single)	2.5	2.15	16.28%	7.174	7.5	-4.35%
		94.082	93	1.16%	Bedroom 1 (Double)	3.18	2.75	15.64%	11.766	11.5	2.31%
					Bedroom 2 (Double)	2.83 8	2.55	11.29%	10.044	11.5	-12.66%
					Bedroom 3 (Single)	2.5	2.15	16.28%	7.174	7.5	-4.35%
LONGVIEW HOTEL, 51-55, MANCHESTER ROAD, KNUTSFORD, CHESHIRE, WA16 0LX	17/6467 M	89.56	79	13.37 %	Bedroom 1 (Double)	4.81	2.75	74.91%	23.294	11.5	102.56 %
					Bedroom 2 (Double)	2.89	2.55	13.33%	9.025	11.5	-21.52%
		92.35	70	31.93 %	Bedroom 1 (Double)	3.52	2.75	28.00%	13.94	11.5	21.22%
					Bedroom 2 (Double)	2.70 3	2.55	6.00%	11.123	11.5	-3.28%
		75.71	70	8.16%	Bedroom 1 (Double)	4.61 9	2.75	67.96%	22.403	11.5	94.81%
					Bedroom 2 (Double)	2.74 6	2.55	7.69%	9.238	11.5	-19.67%
77.67	79	-1.68%	Bedroom 1 (Double)	2.91 5	2.75	6.00%	8.373	11.5	-27.19%		



			Bedroom 2 (Double)	2.66 1	2.55	4.35%	10.217	11.5	-11.16%
132.12	70	88.74 %	Bedroom 1 (Double)	4.55 1	2.75	65.49%	21.366	11.5	85.79%
			Bedroom 2 (Double)	3.46 6	2.55	35.92%	14.992	11.5	30.37%
105.35	70	50.50 %	Bedroom 1 (Double)	3.94 1	2.75	43.31%	18.336	11.5	59.44%
			Bedroom 2 (Double)	2.73 7	2.55	7.33%	11.675	11.5	1.52%
108.98	70	55.69 %	Bedroom 1 (Double)	5.52 5	2.75	100.91 %	18.512	11.5	60.97%
			Bedroom 2 (Double)	3.38 2	2.55	32.63%	14.371	11.5	24.97%
69.4	70	-0.86%	Bedroom 1 (Double)	2.98 3	2.75	8.47%	10.528	11.5	-8.45%
			Bedroom 2 (Double)	2.86 5	2.55	12.35%	10.939	11.5	-4.88%
176.009	130	35.39 %	Bedroom 1 (Double)	4.10 2	2.75	49.16%	21.942	11.5	90.80%
			Bedroom 2 (Double)	4.02 5	2.55	57.84%	20.613	11.5	79.24%
			Bedroom 3 (Double)	2.77 1	2.55	8.67%	15.057	11.5	30.93%
			Bedroom 4 (Double)	2.56 8	2.55	0.71%	10.473	11.5	-8.93%
176.009	130	35.39 %	Bedroom 1 (Double)	4.10 2	2.75	49.16%	21.942	11.5	90.80%
			Bedroom 2 (Double)	4.02 5	2.55	57.84%	20.613	11.5	79.24%
			Bedroom 3 (Double)	2.77 1	2.55	8.67%	15.057	11.5	30.93%

					Bedroom 4 (Double)	2.56 8	2.55	0.71%	10.473	11.5	-8.93%
Ashfields Farm, NURSERY ROAD, ALSAGER, ST7 2TX	18/2312 C	122.158	102	19.76 %	Bedroom 1 (Double)	3.77 1	2.75	37.13%	15.756	11.5	37.01%
					Bedroom 2 (Double)	2.78 8	2.55	9.33%	13.075	11.5	13.70%
					Bedroom 3 (Double)	2.81 4	2.55	10.35%	10.727	11.5	-6.72%
		134.304	102	31.67 %	Bedroom 1 (Double)	3.39	2.75	23.27%	13.124	11.5	14.12%
					Bedroom 2 (Double)	4.47 5	2.55	75.49%	18.646	11.5	62.14%
					Bedroom 3 (Double)	2.79 7	2.55	9.69%	13.349	11.5	16.08%
		142.669	102	39.87 %	Bedroom 1 (Double)	3.89 8	2.75	41.75%	15.852	11.5	37.84%
					Bedroom 2 (Double)	2.88 1	2.55	12.98%	16.591	11.5	44.27%
					Bedroom 3 (Double)	3.12 7	2.55	22.63%	10.618	11.5	-7.67%
		160.472	93	72.55 %	Bedroom 1 (Double)	3.80 5	2.75	38.36%	15.607	11.5	35.71%
					Bedroom 2 (Double)	2.39	2.55	-6.27%	10.381	11.5	-9.73%
					Bedroom 3 (Single)	2.03 4	2.15	-5.40%	4.849	7.5	-35.35%
136.248	79	72.47 %	Bedroom 1 (Double)	3.30 5	2.75	20.18%	11.342	11.5	-1.37%		
			Bedroom 2 (Double)	2.39 8	2.55	-5.96%	7.012	11.5	-39.03%		
Sandhole Farm, SANDHOLE	18/5794 M	69.228	61	13.49 %	Bedroom 1 (Double)	3.85 6	2.75	40.22%	18.577	11.5	61.54%
					Bedroom 2 (Single)	2.20	2.55	-	8.002	7.5	6.69%

LANE, MARTHALL, WA16 8SP					3		13.61%				
	57.73	58	-0.47%	Bedroom 1 (Double)	3.15 3	2.75	14.65%	15.323	11.5	33.24%	
	98.055	79	24.12 %	Bedroom 1 (Double)	3.5	2.75	27.27%	15.357	11.5	33.54%	
				Bedroom 2 (Double)	3.79 7	2.55	48.90%	18.96	11.5	64.87%	
	96.861	79	22.61 %	Bedroom 1 (Double)	3.50 9	2.75	27.60%	12.346	11.5	7.36%	
				Bedroom 2 (Double)	4.02 6	2.55	57.88%	16.475	11.5	43.26%	
	208.071	115	80.93 %	Bedroom 1 (Double)	4.40 7	2.75	60.25%	23.781	11.5	106.79 %	
				Bedroom 2 (Double)	3.34 7	2.55	31.25%	12.853	11.5	11.77%	
				Bedroom 3 (Double)	2.98 3	2.55	16.98%	11.69	11.5	1.65%	
				Bedroom 4 (Single)	2.48 3	2.15	15.49%	9.039	7.5	20.52%	
Fairmill Motor Company, 75 , Manchester Road, Congleton, CW12 2HT	17/4799 C	87.994	93	-5.38%	Bedroom 1 (Double)	2.6	2.75	-5.45%	11.05	11.5	-3.91%
					Bedroom 2 (Double)	2.6	2.55	1.96%	9.49	11.5	-17.48%
					Bedroom 3 (Single)	2.1	2.15	-2.33%	5.334	7.5	-28.88%
		87.994	93	-5.38%	Bedroom 1 (Double)	2.6	2.75	-5.45%	11.05	11.5	-3.91%
					Bedroom 2 (Double)	2.6	2.55	1.96%	9.49	11.5	-17.48%
					Bedroom 3 (Single)	2.1	2.15	-2.33%	5.334	7.5	-28.88%
		87.994	93	-5.38%	Bedroom 1 (Double)	2.6	2.75	-5.45%	11.05	11.5	-3.91%
					Bedroom 2 (Double)	2.6	2.55	1.96%	9.49	11.5	-17.48%
					Bedroom 3 (Single)	2.1	2.15	-2.33%	5.334	7.5	-28.88%
		87.994	93	-5.38%	Bedroom 1 (Double)	2.6	2.75	-5.45%	11.05	11.5	-3.91%
Bedroom 2 (Double)	2.6				2.55	1.96%	9.49	11.5	-17.48%		

			Bedroom 3 (Single)	2.1	2.15	-2.33%	5.334	7.5	-28.88%
87.994	93	-5.38%	Bedroom 1 (Double)	2.6	2.75	-5.45%	11.05	11.5	-3.91%
			Bedroom 2 (Double)	2.6	2.55	1.96%	9.49	11.5	-17.48%
			Bedroom 3 (Single)	2.1	2.15	-2.33%	5.334	7.5	-28.88%
87.994	93	-5.38%	Bedroom 1 (Double)	2.6	2.75	-5.45%	11.05	11.5	-3.91%
			Bedroom 2 (Double)	2.6	2.55	1.96%	9.49	11.5	-17.48%
			Bedroom 3 (Single)	2.1	2.15	-2.33%	5.334	7.5	-28.88%
87.656	93	-5.75%	Bedroom 1 (Double)	2.6	2.75	-5.45%	11.05	11.5	-3.91%
			Bedroom 2 (Double)	2.6	2.55	1.96%	9.49	11.5	-17.48%
			Bedroom 3 (Single)	2.1	2.15	-2.33%	5.334	7.5	-28.88%
87.656	93	-5.75%	Bedroom 1 (Double)	2.6	2.75	-5.45%	11.05	11.5	-3.91%
			Bedroom 2 (Double)	2.6	2.55	1.96%	9.49	11.5	-17.48%
			Bedroom 3 (Single)	2.1	2.15	-2.33%	5.334	7.5	-28.88%
87.656	93	-5.75%	Bedroom 1 (Double)	2.6	2.75	-5.45%	11.05	11.5	-3.91%
			Bedroom 2 (Double)	2.6	2.55	1.96%	9.49	11.5	-17.48%
			Bedroom 3 (Single)	2.1	2.15	-2.33%	5.334	7.5	-28.88%
87.72	93	-5.68%	Bedroom 1 (Double)	2.6	2.75	-5.45%	11.05	11.5	-3.91%
			Bedroom 2 (Double)	2.6	2.55	1.96%	9.49	11.5	-17.48%
			Bedroom 3 (Single)	2.1	2.15	-2.33%	5.334	7.5	-28.88%
92.051	86	7.04%	Bedroom 1 (Double)	3.61 1	2.75	31.31%	14.859	11.5	29.21%
			Bedroom 2 (Double)	3.1	2.55	21.57%	10.679	11.5	-7.14%
			Bedroom 3 (Single)	2.1	2.15	-2.33%	7.433	7.5	-0.89%
92.051	86	7.04%	Bedroom 1 (Double)	3.61 1	2.75	31.31%	14.859	11.5	29.21%
			Bedroom 2 (Double)	3.1	2.55	21.57%	10.679	11.5	-7.14%
			Bedroom 3 (Single)	2.1	2.15	-2.33%	7.433	7.5	-0.89%

HIGHFIELD HOUSE NURSING HOME, 298, PARK LANE, MACCLESFIELD, SK11 8AE	18/0422 M	92.051	86	7.04%	Bedroom 1 (Double)	3.61 1	2.75	31.31%	14.859	11.5	29.21%	
					Bedroom 2 (Double)	3.1	2.55	21.57%	10.679	11.5	-7.14%	
					Bedroom 3 (Single)	2.1	2.15	-2.33%	7.433	7.5	-0.89%	
		92.051	86	7.04%	Bedroom 1 (Double)	3.61 1	2.75	31.31%	14.859	11.5	29.21%	
					Bedroom 2 (Double)	3.1	2.55	21.57%	10.679	11.5	-7.14%	
					Bedroom 3 (Single)	2.1	2.15	-2.33%	7.433	7.5	-0.89%	
	114.681	121	-5.22%	Bedroom 1 (Double)	3.62 4	2.75	31.78%	13.427	11.5	16.76%		
				Bedroom 2 (Double)	2.52 1	2.55	-1.14%	10.004	11.5	-13.01%		
				Bedroom 3 (Double)	3.97 4	2.55	55.84%	12.189	11.5	5.99%		
				Bedroom 4 (Single)	2.29 1	2.15	6.56%	6.309	7.5	-15.88%		
			114.681	121	-5.22%	Bedroom 1 (Double)	3.62 4	2.75	31.78%	13.427	11.5	16.76%
						Bedroom 2 (Double)	2.52 1	2.55	-1.14%	10.004	11.5	-13.01%
Bedroom 3 (Double)						3.97 4	2.55	55.84%	12.189	11.5	5.99%	
Bedroom 4 (Single)						2.29 1	2.15	6.56%	6.309	7.5	-15.88%	
72.706			79	-7.97%	Bedroom 1 (Double)	3.14 6	2.75	14.40%	11.194	11.5	-2.66%	
					Bedroom 2 (Double)	3.12 8	2.55	22.67%	10.359	11.5	-9.92%	
85.767			58	47.87%	Bedroom 1 (Double)	3.31 6	2.75	20.58%	14.135	11.5	22.91%	
55.624			50	11.25%	Bedroom 1 (Double)	5.22	2.75	89.89%	22.806	11.5	98.31%	

				%		2					
		59.215	70	- 15.41 %	Bedroom 1 (Double)	3.53 8	2.75	28.65%	15.657	11.5	36.15%
					Bedroom 2 (Double)	3.36 8	2.55	32.08%	15.043	11.5	30.81%
		62.286	50	24.57 %	Bedroom 1 (Double)	3.47	2.75	26.18%	15.712	11.5	36.63%
		99.875	70	42.68 %	Bedroom 1 (Double)	3.29 9	2.75	19.96%	18.187	11.5	58.15%
					Bedroom 2 (Double)	3.35	2.55	31.37%	10.85	11.5	-5.65%
Land At Former Chelford Agricultural Centre, DIXON DRIVE, CHELFORD SK11 9AX	18/0171 M	62	79	- 21.52 %	Bedroom 1 (Double)	2.53	2.75	-8.00%	9.922	11.5	-13.72%
					Bedroom 2 (Double)	2.91 1	2.55	14.16%	9.122	11.5	-20.68%
		62	79	- 21.52 %	Bedroom 1 (Double)	2.53	2.75	-8.00%	9.922	11.5	-13.72%
					Bedroom 2 (Double)	2.91 1	2.55	14.16%	9.122	11.5	-20.68%
		62	79	- 21.52 %	Bedroom 1 (Double)	2.53	2.75	-8.00%	9.922	11.5	-13.72%
					Bedroom 2 (Double)	2.91 1	2.55	14.16%	9.122	11.5	-20.68%
		62	79	- 21.52 %	Bedroom 1 (Double)	2.53	2.75	-8.00%	9.922	11.5	-13.72%
					Bedroom 2 (Double)	2.91 1	2.55	14.16%	9.122	11.5	-20.68%
		65.4	70	-6.57%	Bedroom 1 (Double)	3.13	2.75	13.82%	10.393	11.5	-9.63%
					Bedroom 2 (Single)	2.60 6	2.15	21.21%	8.254	7.5	10.05%
65.4	70	-6.57%	Bedroom 1 (Double)	3.13	2.75	13.82%	10.393	11.5	-9.63%		
			Bedroom 2 (Single)	2.60	2.15	21.21%	8.254	7.5	10.05%		

				6					
134.4	79	70.13 %	Bedroom 1 (Double)			#DIV/0!		11.5	- 100.00 %
			Bedroom 2 (Double)			#DIV/0!		11.5	- 100.00 %
134.4	79	70.13 %	Bedroom 1 (Double)			#DIV/0!		11.5	- 100.00 %
			Bedroom 2 (Double)			#DIV/0!		11.5	- 100.00 %
125.4	79	58.73 %	Bedroom 1 (Double)			#DIV/0!		11.5	- 100.00 %
			Bedroom 2 (Double)			#DIV/0!		11.5	- 100.00 %
125.4	79	58.73 %	Bedroom 1 (Double)			#DIV/0!		11.5	- 100.00 %
			Bedroom 2 (Double)			#DIV/0!		11.5	- 100.00 %
77.7	93	- 16.45 %	Bedroom 1 (Double)	3.24 6	2.75	18.04%	9.625	11.5	-16.30%
			Bedroom 2 (Double)	2.51 1	2.55	-1.53%	9.065	11.5	-21.17%
			Bedroom 3 (Single)	2.18 1	2.15	1.44%	4.841	7.5	-35.45%

	77.7	93	- 16.45 %	Bedroom 1 (Double)	3.24 6	2.75	18.04%	9.625	11.5	-16.30%
				Bedroom 2 (Double)	2.51 1	2.55	-1.53%	9.065	11.5	-21.17%
				Bedroom 3 (Single)	2.18 1	2.15	1.44%	4.841	7.5	-35.45%
	77.7	93	- 16.45 %	Bedroom 1 (Double)	3.24 6	2.75	18.04%	9.625	11.5	-16.30%
				Bedroom 2 (Double)	2.51 1	2.55	-1.53%	9.065	11.5	-21.17%
				Bedroom 3 (Single)	2.18 1	2.15	1.44%	4.841	7.5	-35.45%
	77.7	93	- 16.45 %	Bedroom 1 (Double)	3.24 6	2.75	18.04%	9.625	11.5	-16.30%
				Bedroom 2 (Double)	2.51 1	2.55	-1.53%	9.065	11.5	-21.17%
				Bedroom 3 (Single)	2.18 1	2.15	1.44%	4.841	7.5	-35.45%
	77.7	93	- 16.45 %	Bedroom 1 (Double)	3.24 6	2.75	18.04%	9.625	11.5	-16.30%
				Bedroom 2 (Double)	2.51 1	2.55	-1.53%	9.065	11.5	-21.17%
				Bedroom 3 (Single)	2.18 1	2.15	1.44%	4.841	7.5	-35.45%
77.7	93	- 16.45 %	Bedroom 1 (Double)	3.24 6	2.75	18.04%	9.625	11.5	-16.30%	
			Bedroom 2 (Double)	2.51 1	2.55	-1.53%	9.065	11.5	-21.17%	
			Bedroom 3 (Single)	2.18 1	2.15	1.44%	4.841	7.5	-35.45%	
77.7	93	- 16.45	Bedroom 1 (Double)	3.24 6	2.75	18.04%	9.625	11.5	-16.30%	



			%	Bedroom 2 (Double)	2.51 1	2.55	-1.53%	9.065	11.5	-21.17%
				Bedroom 3 (Single)	2.18 1	2.15	1.44%	4.841	7.5	-35.45%
77.7	93	- 16.45 %		Bedroom 1 (Double)	3.24 6	2.75	18.04%	9.625	11.5	-16.30%
				Bedroom 2 (Double)	2.51 1	2.55	-1.53%	9.065	11.5	-21.17%
				Bedroom 3 (Single)	2.18 1	2.15	1.44%	4.841	7.5	-35.45%
77.7	93	- 16.45 %		Bedroom 1 (Double)	3.24 6	2.75	18.04%	9.625	11.5	-16.30%
				Bedroom 2 (Double)	2.51 1	2.55	-1.53%	9.065	11.5	-21.17%
				Bedroom 3 (Single)	2.18 1	2.15	1.44%	4.841	7.5	-35.45%
77.7	93	- 16.45 %		Bedroom 1 (Double)	3.24 6	2.75	18.04%	9.625	11.5	-16.30%
				Bedroom 2 (Double)	2.51 1	2.55	-1.53%	9.065	11.5	-21.17%
				Bedroom 3 (Single)	2.18 1	2.15	1.44%	4.841	7.5	-35.45%
77.7	93	- 16.45 %		Bedroom 1 (Double)	3.24 6	2.75	18.04%	9.625	11.5	-16.30%
				Bedroom 2 (Double)	2.51 1	2.55	-1.53%	9.065	11.5	-21.17%

			Bedroom 3 (Single)	2.18 1	2.15	1.44%	4.841	7.5	-35.45%
77.7	93	- 16.45 %	Bedroom 1 (Double)	3.24 6	2.75	18.04%	9.625	11.5	-16.30%
			Bedroom 2 (Double)	2.51 1	2.55	-1.53%	9.065	11.5	-21.17%
			Bedroom 3 (Single)	2.18 1	2.15	1.44%	4.841	7.5	-35.45%
77.7	93	- 16.45 %	Bedroom 1 (Double)	3.24 6	2.75	18.04%	9.625	11.5	-16.30%
			Bedroom 2 (Double)	2.51 1	2.55	-1.53%	9.065	11.5	-21.17%
			Bedroom 3 (Single)	2.18 1	2.15	1.44%	4.841	7.5	-35.45%
77.7	93	- 16.45 %	Bedroom 1 (Double)	3.24 6	2.75	18.04%	9.625	11.5	-16.30%
			Bedroom 2 (Double)	2.51 1	2.55	-1.53%	9.065	11.5	-21.17%
			Bedroom 3 (Single)	2.18 1	2.15	1.44%	4.841	7.5	-35.45%
77.7	93	- 16.45 %	Bedroom 1 (Double)	3.24 6	2.75	18.04%	9.625	11.5	-16.30%
			Bedroom 2 (Double)	2.51 1	2.55	-1.53%	9.065	11.5	-21.17%
			Bedroom 3 (Single)	2.18 1	2.15	1.44%	4.841	7.5	-35.45%

	77.7	93	- 16.45 %	Bedroom 1 (Double)	3.24 6	2.75	18.04%	9.625	11.5	-16.30%
				Bedroom 2 (Double)	2.51 1	2.55	-1.53%	9.065	11.5	-21.17%
				Bedroom 3 (Single)	2.18 1	2.15	1.44%	4.841	7.5	-35.45%
	77.7	93	- 16.45 %	Bedroom 1 (Double)	3.24 6	2.75	18.04%	9.625	11.5	-16.30%
				Bedroom 2 (Double)	2.51 1	2.55	-1.53%	9.065	11.5	-21.17%
				Bedroom 3 (Single)	2.18 1	2.15	1.44%	4.841	7.5	-35.45%
	77.7	93	- 16.45 %	Bedroom 1 (Double)	3.24 6	2.75	18.04%	9.625	11.5	-16.30%
				Bedroom 2 (Double)	2.51 1	2.55	-1.53%	9.065	11.5	-21.17%
				Bedroom 3 (Single)	2.18 1	2.15	1.44%	4.841	7.5	-35.45%
	77.7	93	- 16.45 %	Bedroom 1 (Double)	3.24 6	2.75	18.04%	9.625	11.5	-16.30%
				Bedroom 2 (Double)	2.51 1	2.55	-1.53%	9.065	11.5	-21.17%
				Bedroom 3 (Single)	2.18 1	2.15	1.44%	4.841	7.5	-35.45%
77.7	93	- 16.45 %	Bedroom 1 (Double)	3.24 6	2.75	18.04%	9.625	11.5	-16.30%	
			Bedroom 2 (Double)	2.51 1	2.55	-1.53%	9.065	11.5	-21.17%	
			Bedroom 3 (Single)	2.18 1	2.15	1.44%	4.841	7.5	-35.45%	
92.9		#DIV/0 !				#DIV/0!		11.5	- 100.00	

										%
							#DIV/0!		11.5	- 100.00 %
							#DIV/0!		11.5	- 100.00 %
							#DIV/0!		11.5	- 100.00 %
	92.9		#DIV/0!				#DIV/0!		11.5	- 100.00 %
							#DIV/0!		11.5	- 100.00 %
							#DIV/0!		11.5	- 100.00 %
							#DIV/0!		11.5	- 100.00 %
	92.9		#DIV/0!				#DIV/0!		11.5	- 100.00 %
							#DIV/0!		11.5	- 100.00 %
							#DIV/0!		11.5	- 100.00 %
	92.9		#DIV/0!				#DIV/0!		11.5	- 100.00 %
							#DIV/0!		11.5	- 100.00 %

						#DIV/0!		11.5	- 100.00 %
						#DIV/0!		11.5	- 100.00 %
92.9		#DIV/0 !				#DIV/0!		11.5	- 100.00 %
						#DIV/0!		11.5	- 100.00 %
92.9		#DIV/0 !				#DIV/0!		11.5	- 100.00 %
						#DIV/0!		11.5	- 100.00 %
92.9		#DIV/0 !				#DIV/0!		11.5	- 100.00 %
						#DIV/0!		11.5	- 100.00 %
92.9		#DIV/0 !				#DIV/0!		11.5	- 100.00 %

										%
							#DIV/0!		11.5	- 100.00 %
							#DIV/0!		11.5	- 100.00 %
							#DIV/0!		11.5	- 100.00 %
	92.9		#DIV/0!				#DIV/0!		11.5	- 100.00 %
							#DIV/0!		11.5	- 100.00 %
							#DIV/0!		11.5	- 100.00 %
							#DIV/0!		11.5	- 100.00 %
	92.9		#DIV/0!				#DIV/0!		11.5	- 100.00 %
							#DIV/0!		11.5	- 100.00 %
							#DIV/0!		11.5	- 100.00 %
	92.9		#DIV/0!				#DIV/0!		11.5	- 100.00 %
							#DIV/0!		11.5	- 100.00 %

						#DIV/0!		11.5	- 100.00 %
						#DIV/0!		11.5	- 100.00 %
99.9		#DIV/0 !				#DIV/0!		11.5	- 100.00 %
						#DIV/0!		11.5	- 100.00 %
99.9		#DIV/0 !				#DIV/0!		11.5	- 100.00 %
						#DIV/0!		11.5	- 100.00 %
99.9		#DIV/0 !				#DIV/0!		11.5	- 100.00 %
						#DIV/0!		11.5	- 100.00 %
99.9		#DIV/0 !				#DIV/0!		11.5	- 100.00 %

										%
							#DIV/0!		11.5	- 100.00 %
							#DIV/0!		11.5	- 100.00 %
							#DIV/0!		11.5	- 100.00 %
	99.9		#DIV/0!				#DIV/0!		11.5	- 100.00 %
							#DIV/0!		11.5	- 100.00 %
							#DIV/0!		11.5	- 100.00 %
							#DIV/0!		11.5	- 100.00 %
	99.9		#DIV/0!				#DIV/0!		11.5	- 100.00 %
							#DIV/0!		11.5	- 100.00 %
							#DIV/0!		11.5	- 100.00 %
	99.9		#DIV/0!				#DIV/0!		11.5	- 100.00 %
							#DIV/0!		11.5	- 100.00 %



						#DIV/0!		11.5	- 100.00 %
						#DIV/0!		11.5	- 100.00 %
99.9		#DIV/0 !				#DIV/0!		11.5	- 100.00 %
						#DIV/0!		11.5	- 100.00 %
99.9		#DIV/0 !				#DIV/0!		11.5	- 100.00 %
						#DIV/0!		11.5	- 100.00 %
99.9		#DIV/0 !				#DIV/0!		11.5	- 100.00 %
						#DIV/0!		11.5	- 100.00 %
99.9		#DIV/0 !				#DIV/0!		11.5	- 100.00 %

										%
							#DIV/0!		11.5	- 100.00 %
							#DIV/0!		11.5	- 100.00 %
							#DIV/0!		11.5	- 100.00 %
	99.9		#DIV/0!				#DIV/0!		11.5	- 100.00 %
							#DIV/0!		11.5	- 100.00 %
							#DIV/0!		11.5	- 100.00 %
							#DIV/0!		11.5	- 100.00 %
	99.9		#DIV/0!				#DIV/0!		11.5	- 100.00 %
							#DIV/0!		11.5	- 100.00 %
							#DIV/0!		11.5	- 100.00 %
	129.9		#DIV/0!				#DIV/0!		11.5	- 100.00 %
							#DIV/0!		11.5	- 100.00 %

						#DIV/0!		11.5	- 100.00 %
						#DIV/0!		11.5	- 100.00 %
	129.9		#DIV/0 !			#DIV/0!		11.5	- 100.00 %
						#DIV/0!		11.5	- 100.00 %
						#DIV/0!		11.5	- 100.00 %
						#DIV/0!		11.5	- 100.00 %
	129.9		#DIV/0 !			#DIV/0!		11.5	- 100.00 %
						#DIV/0!		11.5	- 100.00 %
						#DIV/0!		11.5	- 100.00 %
						#DIV/0!		11.5	- 100.00 %
	129.9		#DIV/0 !			#DIV/0!		11.5	- 100.00 %

										%
							#DIV/0!		11.5	- 100.00 %
							#DIV/0!		11.5	- 100.00 %
							#DIV/0!		11.5	- 100.00 %
	129.9		#DIV/0!				#DIV/0!		11.5	- 100.00 %
							#DIV/0!		11.5	- 100.00 %
							#DIV/0!		11.5	- 100.00 %
							#DIV/0!		11.5	- 100.00 %
	129.9		#DIV/0!				#DIV/0!		11.5	- 100.00 %
							#DIV/0!		11.5	- 100.00 %
							#DIV/0!		11.5	- 100.00 %



										%
							#DIV/0!		11.5	- 100.00 %
							#DIV/0!		11.5	- 100.00 %
		128.3		#DIV/0!			#DIV/0!		11.5	- 100.00 %
							#DIV/0!		11.5	- 100.00 %
							#DIV/0!		11.5	- 100.00 %
							#DIV/0!		11.5	- 100.00 %
		128.3		#DIV/0!			#DIV/0!		11.5	- 100.00 %
							#DIV/0!		11.5	- 100.00 %
							#DIV/0!		11.5	- 100.00 %
							#DIV/0!		11.5	- 100.00 %

							#DIV/0!		11.5	- 100.00 %
							#DIV/0!		11.5	- 100.00 %
							#DIV/0!		11.5	- 100.00 %
							#DIV/0!		11.5	- 100.00 %
		133.6		#DIV/0!			#DIV/0!		11.5	- 100.00 %
							#DIV/0!		11.5	- 100.00 %
							#DIV/0!		11.5	- 100.00 %
							#DIV/0!		11.5	- 100.00 %
		133.6		#DIV/0!			#DIV/0!		11.5	- 100.00 %
							#DIV/0!		11.5	- 100.00 %
							#DIV/0!		11.5	- 100.00 %
							#DIV/0!		11.5	- 100.00 %
		133.6		#DIV/0!			#DIV/0!		11.5	- 100.00 %
							#DIV/0!		11.5	- 100.00 %
							#DIV/0!		11.5	- 100.00 %

										%
							#DIV/0!		11.5	- 100.00 %
							#DIV/0!		11.5	- 100.00 %
	133.6		#DIV/0! !				#DIV/0!		11.5	- 100.00 %
							#DIV/0!		11.5	- 100.00 %
							#DIV/0!		11.5	- 100.00 %
							#DIV/0!		11.5	- 100.00 %
	133.6		#DIV/0! !				#DIV/0!		11.5	- 100.00 %
							#DIV/0!		11.5	- 100.00 %
							#DIV/0!		11.5	- 100.00 %
							#DIV/0!		11.5	- 100.00 %
	133.6		#DIV/0! !				#DIV/0!		11.5	- 100.00 %



							#DIV/0!		11.5	- 100.00 %
							#DIV/0!		11.5	- 100.00 %
							#DIV/0!		11.5	- 100.00 %
		133.6		#DIV/0!			#DIV/0!		11.5	- 100.00 %
		133.6		#DIV/0!			#DIV/0!		11.5	- 100.00 %
		133.6		#DIV/0!			#DIV/0!		11.5	- 100.00 %
		133.6		#DIV/0!			#DIV/0!		11.5	- 100.00 %
		133.6		#DIV/0!			#DIV/0!		11.5	- 100.00 %
		133.6		#DIV/0!			#DIV/0!		11.5	- 100.00 %
		133.6		#DIV/0!			#DIV/0!		11.5	- 100.00 %

										%
	133.6		#DIV/0!				#DIV/0!		11.5	- 100.00 %
							#DIV/0!		11.5	- 100.00 %
							#DIV/0!		11.5	- 100.00 %
							#DIV/0!		11.5	- 100.00 %
	133.6		#DIV/0!				#DIV/0!		11.5	- 100.00 %
							#DIV/0!		11.5	- 100.00 %
							#DIV/0!		11.5	- 100.00 %
							#DIV/0!		11.5	- 100.00 %
	133.6		#DIV/0!				#DIV/0!		11.5	- 100.00 %
							#DIV/0!		11.5	- 100.00 %

							#DIV/0!		11.5	- 100.00 %
							#DIV/0!		11.5	- 100.00 %
142.7	115	24.09 %	Bedroom 1 (Double)	3.75 8	2.75	36.65%	15.393	11.5	33.85%	
			Bedroom 2 (Double)	3.13 2	2.55	22.82%	12.419	11.5	7.99%	
			Bedroom 3 (Double)	2.92	2.55	14.51%	11.212	11.5	-2.50%	
			Bedroom 4 (Single)	2.90 3	2.15	35.02%	7.986	7.5	6.48%	
142.7	115	24.09 %	Bedroom 1 (Double)	3.75 8	2.75	36.65%	15.393	11.5	33.85%	
			Bedroom 2 (Double)	3.13 2	2.55	22.82%	12.419	11.5	7.99%	
			Bedroom 3 (Double)	2.92	2.55	14.51%	11.212	11.5	-2.50%	
			Bedroom 4 (Single)	2.90 3	2.15	35.02%	7.986	7.5	6.48%	
142.7	115	24.09 %	Bedroom 1 (Double)	3.75 8	2.75	36.65%	15.393	11.5	33.85%	
			Bedroom 2 (Double)	3.13 2	2.55	22.82%	12.419	11.5	7.99%	
			Bedroom 3 (Double)	2.92	2.55	14.51%	11.212	11.5	-2.50%	
			Bedroom 4 (Single)	2.90 3	2.15	35.02%	7.986	7.5	6.48%	
164.5	115	43.04 %	Bedroom 1 (Double)	3.63 8	2.75	32.29%	16.529	11.5	43.73%	
			Bedroom 2 (Double)	3.23 2	2.55	26.75%	11.337	11.5	-1.42%	

			Bedroom 3 (Double)	2.93 6	2.55	15.14%	9.911	11.5	-13.82%
			Bedroom 4 (Double)	3.27 4	2.55	28.39%	11.28	11.5	-1.91%
164.5	115	43.04 %	Bedroom 1 (Double)	3.63 8	2.75	32.29%	16.529	11.5	43.73%
			Bedroom 2 (Double)	3.23 2	2.55	26.75%	11.337	11.5	-1.42%
			Bedroom 3 (Double)	2.93 6	2.55	15.14%	9.911	11.5	-13.82%
			Bedroom 4 (Double)	3.27 4	2.55	28.39%	11.28	11.5	-1.91%
169.4	115	47.30 %	Bedroom 1 (Double)	5.12 1	2.75	86.22%	24.429	11.5	112.43 %
			Bedroom 2 (Double)	3.85 2	2.55	51.06%	14.708	11.5	27.90%
			Bedroom 3 (Double)	3.57 2	2.55	40.08%	13.529	11.5	17.64%
			Bedroom 4 (Double)	3.60 6	2.55	41.41%	12.821	11.5	11.49%
169.4	115	47.30 %	Bedroom 1 (Double)	5.12 1	2.75	86.22%	24.429	11.5	112.43 %
			Bedroom 2 (Double)	3.85 2	2.55	51.06%	14.708	11.5	27.90%
			Bedroom 3 (Double)	3.57 2	2.55	40.08%	13.529	11.5	17.64%
			Bedroom 4 (Double)	3.60 6	2.55	41.41%	12.821	11.5	11.49%
169.4	124	36.61 %	Bedroom 1 (Double)	5.12 1	2.75	86.22%	24.429	11.5	112.43 %
			Bedroom 2 (Double)	3.85 2	2.55	51.06%	14.708	11.5	27.90%

		169.4	124	36.61%	Bedroom 3 (Double)	3.57 2	2.55	40.08%	13.529	11.5	17.64%
					Bedroom 4 (Double)	3.60 6	2.55	41.41%	12.821	11.5	11.49%
					Bedroom 1 (Double)	5.12 1	2.75	86.22%	24.429	11.5	112.43%
					Bedroom 2 (Double)	3.85 2	2.55	51.06%	14.708	11.5	27.90%
					Bedroom 3 (Double)	3.57 2	2.55	40.08%	13.529	11.5	17.64%
					Bedroom 4 (Double)	3.60 6	2.55	41.41%	12.821	11.5	11.49%
		115.2	115	0.17%	Bedroom 1 (Double)	2.98 5	2.75	8.55%	11.2	11.5	-2.61%
					Bedroom 2 (Double)	3.28 1	2.55	28.67%	10.943	11.5	-4.84%
					Bedroom 3 (Double)	3.12 1	2.55	22.39%	8.488	11.5	-26.19%
					Bedroom 4 (Single)	2.18 2	2.15	1.49%	6.529	7.5	-12.95%
Land at Rectory Farm, Old Knutsford Road, CHURCH LAWTON, ST7 3EQ	18/1563 C	182.15	115	58.39%	Bedroom 1 (Double)	3.36 2	2.75	22.25%	14.548	11.5	26.50%
					Bedroom 2 (Double)	3.36 2	2.55	31.84%	13.336	11.5	15.97%
					Bedroom 3 (Double)	3.47 2	2.55	36.16%	10.852	11.5	-5.63%
					Bedroom 4 (Single)	3.09 9	2.15	44.14%	9.625	7.5	28.33%
		182.15	115	58.39%	Bedroom 1 (Double)	3.36 2	2.75	22.25%	14.548	11.5	26.50%
					Bedroom 2 (Double)	3.36 2	2.55	31.84%	13.336	11.5	15.97%

					Bedroom 3 (Double)	3.47 2	2.55	36.16%	10.852	11.5	-5.63%
					Bedroom 4 (Single)	3.09 9	2.15	44.14%	9.625	7.5	28.33%
		182.15	115	58.39 %	Bedroom 1 (Double)	3.36 2	2.75	22.25%	14.548	11.5	26.50%
					Bedroom 2 (Double)	3.36 2	2.55	31.84%	13.336	11.5	15.97%
					Bedroom 3 (Double)	3.47 2	2.55	36.16%	10.852	11.5	-5.63%
					Bedroom 4 (Single)	3.09 9	2.15	44.14%	9.625	7.5	28.33%
		182.15	115	58.39 %	Bedroom 1 (Double)	3.36 2	2.75	22.25%	14.548	11.5	26.50%
					Bedroom 2 (Double)	3.36 2	2.55	31.84%	13.336	11.5	15.97%
					Bedroom 3 (Double)	3.47 2	2.55	36.16%	10.852	11.5	-5.63%
					Bedroom 4 (Single)	3.09 9	2.15	44.14%	9.625	7.5	28.33%
		182.15	115	58.39 %	Bedroom 1 (Double)	3.36 2	2.75	22.25%	14.548	11.5	26.50%
					Bedroom 2 (Double)	3.36 2	2.55	31.84%	13.336	11.5	15.97%
					Bedroom 3 (Double)	3.47 2	2.55	36.16%	10.852	11.5	-5.63%
					Bedroom 4 (Single)	3.09 9	2.15	44.14%	9.625	7.5	28.33%
Hoarded Housing Land, Springfields, Prestbury,	17/2490 M	171.103	108	58.43 %	Bedroom 1 (Double)	3.72 3	2.75	35.38%	15.934	11.5	38.56%
					Bedroom 2 (Double)	3.77 1	2.55	47.88%	15.481	11.5	34.62%

SK10 4DW		171.103	108	58.43%	Bedroom 3 (Double)	3.75 4	2.55	47.22%	14.851	11.5	29.14%
					Bedroom 1 (Double)	3.72 3	2.75	35.38%	15.934	11.5	38.56%
					Bedroom 2 (Double)	3.77 1	2.55	47.88%	15.481	11.5	34.62%
					Bedroom 3 (Double)	3.75 4	2.55	47.22%	14.851	11.5	29.14%
					Bedroom 1 (Double)	3.72 3	2.75	35.38%	15.934	11.5	38.56%
					Bedroom 2 (Double)	3.77 1	2.55	47.88%	15.481	11.5	34.62%
LEONARD CHESHIRE HOME, THE HILL, SANDBACH, CHESHIRE, CW11 1LA	18/5163 C	45.5	50	-9.00%	Bedroom 1 (Double)	2.25	2.75	- 18.18%	10.02	11.5	-12.87%
					Bedroom 1 (Double)	4.11	2.75	49.45%	18.163	11.5	57.94%
		90.5	70	29.29%	Bedroom 1 (Double)	3.68 7	2.75	34.07%	13.809	11.5	20.08%
					Bedroom 2 (Double)	2.74 8	2.55	7.76%	17.22	11.5	49.74%
		79.5	70	13.57%	Bedroom 1 (Double)	2.79 1	2.75	1.49%	10.067	11.5	-12.46%
					Bedroom 2 (Double)	4.16 1	2.55	63.18%	14.394	11.5	25.17%
		74.5	70	6.43%	Bedroom 1 (Double)	2.93 5	2.75	6.73%	11.242	11.5	-2.24%
					Bedroom 2 (Double)	3.76 3	2.55	47.57%	15.92	11.5	38.43%
		74.5	70	6.43%	Bedroom 1 (Double)	2.77 4	2.75	0.87%	12.029	11.5	4.60%

			Bedroom 2 (Double)	2.88 4	2.55	13.10%	12.221	11.5	6.27%
48	58	- 17.24 %	Bedroom 1 (Double)	3.20 5	2.75	16.55%	13.454	11.5	16.99%
54	61	- 11.48 %	Bedroom 1 (Double)	2.72 4	2.75	-0.95%	7.942	11.5	-30.94%
			Bedroom 2 (Single)	2.12 3	2.15	-1.26%	6.143	7.5	-18.09%
114	102	11.76 %	Bedroom 1 (Double)	4.21 1	2.75	53.13%	22.173	11.5	92.81%
			Bedroom 2 (Double)	3.07	2.55	20.39%	12.598	11.5	9.55%
			Bedroom 3 (Double)	3.44 2	2.55	34.98%	14.177	11.5	23.28%
54	58	-6.90%	Bedroom 1 (Double)	4.26 2	2.75	54.98%	18.234	11.5	58.56%
72	61	18.03 %	Bedroom 1 (Double)	3.84 7	2.75	39.89%	17.786	11.5	54.66%
			Bedroom 2 (Single)	2.40 7	2.15	11.95%	8.653	7.5	15.37%
40.5	58	- 30.17 %	Bedroom 1 (Double)	3.38 1	2.75	22.95%	12.127	11.5	5.45%
54.5	61	- 10.66 %	Bedroom 1 (Double)	2.27	2.75	- 17.45%	7.939	11.5	-30.97%
			Bedroom 2 (Single)	2.10 2	2.15	-2.23%	6.428	7.5	-14.29%
64	61	4.92%	Bedroom 1 (Double)	3.02 5	2.75	10.00%	12.009	11.5	4.43%
			Bedroom 2 (Single)	2.84 8	2.15	32.47%	8.339	7.5	11.19%



	54.5	61	-10.66%	Bedroom 1 (Double)	2.69 5	2.75	-2.00%	8.664	11.5	-24.66%
				Bedroom 2 (Single)	2.13 6	2.15	-0.65%	6.807	7.5	-9.24%
	66	70	-5.71%	Bedroom 1 (Double)	2.72 1	2.75	-1.05%	8.005	11.5	-30.39%
				Bedroom 2 (Double)	3	2.55	17.65%	9.918	11.5	-13.76%
	97.5	70	39.29%	Bedroom 1 (Double)	4.16 1	2.75	51.31%	16.256	11.5	41.36%
				Bedroom 2 (Double)	4.06 8	2.55	59.53%	12.2	11.5	6.09%